

TERN PROPERTIES COMPANY LIMITED

STOCK CODE: 277



2015
Annual Report

CONTENTS

| | |
|--|-------|
| CORPORATE INFORMATION | 2 |
| PROFILE OF DIRECTORS AND SENIOR MANAGEMENT | 3-4 |
| CHAIRMAN'S STATEMENT | 5-6 |
| BUSINESS AND FINANCIAL REVIEW | 7-8 |
| CORPORATE GOVERNANCE REPORT | 9-19 |
| REPORT OF THE DIRECTORS | 20-25 |
| INDEPENDENT AUDITOR'S REPORT | 26-27 |
| CONSOLIDATED STATEMENT OF PROFIT OR LOSS AND OTHER COMPREHENSIVE INCOME | 28 |
| CONSOLIDATED STATEMENT OF FINANCIAL POSITION | 29 |
| CONSOLIDATED STATEMENT OF CHANGES IN EQUITY | 30 |
| CONSOLIDATED STATEMENT OF CASH FLOWS | 31-32 |
| NOTES TO THE CONSOLIDATED FINANCIAL STATEMENTS | 33-95 |
| FIVE-YEAR FINANCIAL SUMMARY | 96 |
| PARTICULARS OF PROPERTIES HELD BY THE GROUP | 97-98 |



CORPORATE INFORMATION

BOARD OF DIRECTORS

Executive Directors

Chan Hoi Sow

Chairman and Managing Director

Chan Yan Tin, Andrew

Chan Siu Keung, Leonard (resigned on 1 January 2015)

Non-Executive Director

Chan Yan Mei, Mary-ellen

Independent Non-Executive Directors

Chan Kwok Wai

Tse Lai Han, Henry

Leung Kui King, Donald

AUDIT COMMITTEE

Chan Kwok Wai

Chairman

Tse Lai Han, Henry

Leung Kui King, Donald

REMUNERATION COMMITTEE

Chan Kwok Wai

Chairman

Tse Lai Han, Henry

Chan Yan Tin, Andrew

NOMINATION COMMITTEE

Chan Kwok Wai

Chairman

Tse Lai Han, Henry

Chan Yan Tin, Andrew

COMPANY SECRETARY

Huen Po Wah

REGISTERED OFFICE

26th Floor, Tern Centre, Tower I,

237 Queen's Road Central,

Hong Kong

SHARE REGISTRAR AND TRANSFER OFFICE

Computershare Hong Kong Investor Services Limited

Shops 1712-1716, 17th Floor, Hopewell Centre,

183 Queen's Road East, Wan Chai,

Hong Kong

PRINCIPAL BANKERS

The Hongkong and Shanghai Banking Corporation Limited

Credit Suisse Group AG

Citibank, N.A.

The Bank of East Asia, Limited

Nanyang Commercial Bank, Ltd.

AUDITOR

HLM CPA Limited

SOLICITORS

Woo, Kwan, Lee & Lo

WEBSITE

www.tern.hk

STOCK CODE

277

PROFILE OF DIRECTORS AND SENIOR MANAGEMENT

CHAN Hoi Sow

Mr. Chan, aged 81, has been the Chairman and Managing Director of the Group since 1987. Mr. Chan has more than 30 years of experience in property investment and development in Hong Kong, the Mainland China and overseas. He is the father of Mr. Chan Yan Tin, Andrew, an executive director of the Company and Ms. Chan Yan Mei, Mary-ellen, a non-executive director of the Company.

CHAN Yan Tin, Andrew

Mr. Chan, aged 51, has been an executive director of the Company since January 2004. He was an executive director from October 1987 to April 2001 and a non-executive director from April 2001 to January 2004. He is also a member of the remuneration committee and a member of the nomination committee. He graduated from Simon Fraser University, and has extensive experience in property investment and development in Hong Kong, the Mainland China and overseas. Mr. Chan is a son of Mr. Chan Hoi Sow who is the Chairman and Managing Director of the Group and a controlling shareholder of the Company. He is also the elder brother of Ms. Chan Yan Mei, Mary-ellen, a non-executive director of the Company.

CHAN Yan Mei, Mary-ellen

Ms. Chan, aged 47, has been a non-executive director of the Company since June 2012. She holds a Bachelor of Science degree from the University of British Columbia in Canada and a Master of Business Administration degree from The Hong Kong University of Science and Technology. She has experience in supervisory and management roles. Ms. Chan is a daughter of Mr. Chan Hoi Sow who is the Chairman and Managing Director of the Group and a controlling shareholder of the Company. She is also the younger sister of Mr. Chan Yan Tin, Andrew, an executive director of the Company.

CHAN Kwok Wai

Mr. Chan, aged 56, has been an independent non-executive director of the Company since September 2004. He is also the chairman of the audit committee, the chairman of the remuneration committee and the chairman of the nomination committee. Mr. Chan holds a bachelor degree in Accounting and Commerce, and is a member of the CPA Australia and a member of the Hong Kong Securities Institute. He has extensive experience in finance and accounting industry. Mr. Chan is currently a director of High Progress Consultants Limited. He is also an independent non-executive director of Chinese Estates Holdings Limited, National Electronics Holdings Limited, Far East Consortium International Limited and China Investments Holdings Limited, and was an independent non-executive director of Junefield Department Store Group Limited for the period from 31 December 2002 to the conclusion of its annual general meeting held on 29 May 2013, all of which are listed public companies in Hong Kong.

PROFILE OF DIRECTORS AND SENIOR MANAGEMENT

TSE Lai Han, Henry

Mr. Tse, aged 50, has been an independent non-executive director of the Company since September 2004. He is also a member of the audit committee, a member of the remuneration committee and a member of the nomination committee. He holds Bachelor and Master of Applied Science (Civil Engineering) degrees from the University of British Columbia in Canada. He has considerable experience in both construction and property development in Hong Kong and Overseas.

LEUNG Kui King, Donald

Mr. Leung, aged 59, has been an independent non-executive director of the Company since April 2008. He is also a member of the audit committee. He graduated from The University of California, Berkeley and completed Harvard University's Advanced Management Program. Mr. Leung started his career in banking with Bank of America in 1977 and joined Wardley Limited (a member of HSBC Group) in 1984. He then spent 20 years with Sun Hung Kai Properties Group and retired as Assistant to Chairman in January 2006. He was an executive director of SUNeVision Holdings Ltd., a listed public company in Hong Kong, up to December 2005. Mr. Leung is also an independent non-executive director of Sun Hung Kai Properties Limited, a listed public company in Hong Kong.

CHAIRMAN'S STATEMENT

RESULTS

I am pleased to report that the Group's audited consolidated profit for the year ended 31 March 2015, after providing for taxation, amounted to HK\$266,743,000. Earnings per share for the year was HK\$0.87.

DIVIDENDS

The Board of Directors of the Company has resolved to recommend a final dividend of HK4.5 cents per share for the year ended 31 March 2015. Together with the interim dividend of HK2.2 cents per share and the special interim dividend of HK6.0 cents per share that have already been paid, the total dividends for the year will amount to HK12.7 cents per share. The proposed final dividend, subject to approval by the shareholders of the Company at the annual general meeting to be held on Monday, 10 August 2015, will be payable on Friday, 21 August 2015 to the shareholders on the Register of Members of the Company on Tuesday, 18 August 2015.

CLOSURE OF REGISTER OF MEMBERS

To ascertain the entitlement of the shareholders to attend and vote at the 2015 Annual General Meeting, the Register of Members of the Company will be closed from Thursday, 6 August 2015 to Monday, 10 August 2015, both days inclusive, during which period no transfer of shares will be registered by the Company. In order to be eligible to attend and vote at the 2015 Annual General Meeting, all duly completed transfer forms accompanied by the relevant share certificates must be lodged with the Company's Share Registrar and Transfer Office, Computershare Hong Kong Investor Services Limited, Shops 1712-1716, 17th Floor, Hopewell Centre, 183 Queen's Road East, Wan Chai, Hong Kong not later than 4:30 p.m. on Wednesday, 5 August 2015.

Subject to the approval of the shareholders at the 2015 Annual General Meeting, the proposed final dividend will be payable to the shareholders whose names appear on the Register of Members of the Company on 18 August 2015. To ascertain the entitlement of the shareholders to the proposed final dividend, the Register of Members of the Company will be closed from Friday, 14 August 2015 to Tuesday, 18 August 2015, both days inclusive, during which period no transfer of shares will be registered by the Company. In order to qualify for the proposed final dividend, all duly completed transfer forms accompanied by the relevant share certificates must be lodged with the Company's Share Registrar and Transfer Office, Computershare Hong Kong Investor Services Limited, Shops 1712-1716, 17th Floor, Hopewell Centre, 183 Queen's Road East, Wan Chai, Hong Kong not later than 4:30 p.m. on Thursday, 13 August 2015.

OPERATION REVIEW

During the period under review, the Group's gross rental income for the year was HK\$99.5 million, an increase of 11.8% from last year. The increase was mainly attributable to higher rental rate for office and commercial shop properties for new lease or upon lease renewal.

During the year, the Group's share of gross rental income from an associate was HK\$14.1 million, an increase of 9.7% from last year.

The Group's investments in securities generated interest and dividend income amounted to HK\$14.7 million. The Group also recorded an increase in fair value of HK\$105.7 million for its investment properties.

The Group's profit for the year amounted to HK\$266.7 million, an increase of 6.3% from last year.

CHAIRMAN'S STATEMENT

PROSPECTS

In the year ahead, the major uncertainties to the global economic outlook are the possibility of interest rate hikes in the United States while currencies in Japan, Europe and other economies continue to devalue. Given these factors, the Group will maintain its low gearing and healthy interest coverage ratio, while continuing to look for more business opportunities with discipline.

Hong Kong's economic performance hinges on global economic and financial conditions. If the United States economy picks up faster than expected, exports in Hong Kong may have some upside potential resulting from Asia's more active trade flows.

In addition, further opening-up of the Mainland economy and the enactment of institutional reforms such as Shanghai-Hong Kong Stock Connect, One Belt And One Road, Asian Infrastructure Investment Bank, Shenzhen-Hong Kong Stock Connect etc., will uniquely benefit Hong Kong with long-term growth prospects.

Limited supply of land and high construction costs still help to push up rent and property prices in Hong Kong. It is expected that the Group's overall rental income will have a steady growth in the future.

Finally I would like to take this opportunity to express my gratitude to all my fellow Directors and staff members for their continuing support and dedication to the Group.

Chan Hoi Sow

Chairman

Hong Kong, 16 June 2015

BUSINESS AND FINANCIAL REVIEW

BUSINESS REVIEW

The Group's gross rental income for the year ended 31 March 2015 amounted to HK\$99.5 million (2014: HK\$89.0 million), an increase of 11.8% from last year. During the year, the two shops on the ground floor of Ka Wing Building recorded over 37% increase in rental income while the shop on the upper ground floor of Ka Wing Building recorded 19% increase in rental income. Meanwhile Southgate Commercial Centre, The Wave and Tern Centre Tower II recorded an increase in rental income in the range of 13% to 22%. Most of the Group's commercial shop and office properties continued to record increase in rental rates upon lease renewal. The Group's share of gross rental income from an associate amounted to HK\$14.1 million (2014: HK\$12.9 million), an increase of 9.7% from last year. The Group's rental portfolio achieved an average occupancy rate of 99% for the year.

At 31 March 2015, the Group held investment properties amounting to HK\$3,195.9 million (2014: HK\$3,090.7 million), an increase of HK\$105.2 million from last year. The increase was due to the increase in fair value of the Group's investment property portfolio during the year.

The Group's interest income and dividend income for the year ended 31 March 2015 amounted to HK\$14.7 million (2014: HK\$11.7 million), an increase of HK\$3.0 million from last year. At 31 March 2015, the securities investments amounted to HK\$283.6 million (2014: HK\$113.1 million), an increase of HK\$170.5 million from last year.

RESULTS

The Group's profit for the year ended 31 March 2015 amounted to HK\$266.7 million (2014: HK\$250.8 million), an increase of 6.3% from last year. The increase was due to the Group's disposal of the residential property in HighCliff generating a gain on disposal of HK\$67.8 million during the year and the increase of rental income of HK\$10.5 million. The increase was partially offset by the lesser increase in fair value of investment properties of HK\$52.7 million upon revaluation at the end of the year.

The Group's share of profit of associates after taxation amounted to HK\$28.6 million (2014: HK\$38.1 million), a decrease of 25.0% from last year due primarily to the lesser increase in fair value of investment properties upon revaluation at the end of the year.

Earnings per share for the year ended 31 March 2015 were HK\$0.87 (2014: HK\$0.82), an increase of HK5 cents from last year. An interim dividend of HK2.2 cents (2014: HK2.2 cents) per share and a special interim dividend of HK6.0 cents (2014: Nil) per share were paid on 18 December 2014. The proposed final dividend of HK4.5 cents (2014: HK3.8 cents) per share will make a total dividend distribution of HK12.7 cents (2014: HK6.0 cents) per share for the full year, an increase of HK6.7 cents from last year.

LIQUIDITY, BANK BORROWINGS AND FINANCE COSTS

At 31 March 2015, the Group's net current assets including bank deposits, balances and cash of HK\$46.1 million amounted to HK\$231.0 million (2014: HK\$101.9 million), an increase of HK\$129.1 million from last year mainly contributed by an increase of financial assets held for trading. At 31 March 2015, the Group's banking facilities amounting to HK\$186.0 million (2014: HK\$278.2 million) were fully secured by its investment properties and financial assets held for trading with an aggregate fair value amounting to HK\$619.1 million (2014: HK\$917.3 million). At 31 March 2015, these facilities were utilised to the extent of HK\$141.0 million (2014: HK\$141.4 million).

BUSINESS AND FINANCIAL REVIEW

At 31 March 2015, the total amount of outstanding bank borrowings net of bank balances and cash were HK\$94.9 million (2014: HK\$101.5 million), a decrease of HK\$6.6 million from last year. The gearing ratio, which is the ratio of net bank borrowings to shareholders' funds was at 2.5% (2014: 2.9%).

Of the total bank loans at 31 March 2015, HK\$60.0 million or 42.6% were repayable within one year. HK\$46.0 million or 32.6% were repayable after one year but within two years. HK\$35.0 million or 24.8% were repayable after two years but within five years.

The Group's finance costs for the year ended 31 March 2015 were HK\$2.3 million (2014: HK\$2.5 million), a decrease of 7.8% from last year. The decrease was due to the lower level of average bank borrowings during the year.

SHAREHOLDERS' FUNDS

At 31 March 2015, the Group's shareholders' funds amounted to HK\$3,751.9 million (2014: HK\$3,522.1 million), an increase of 6.5% from last year. The net asset value per share was HK\$12.2 (2014: HK\$11.4). The increase in shareholders' funds was due primarily to the retained profit and the increase in the fair value of the investment properties of the Group upon revaluation at the end of the year.

RISK MANAGEMENT

The Group has established and maintained sufficient risk management procedures to identify and control various types of risk prevailing inside the organisation and the external environment with active management participation and effective internal control procedures for the best interest of the Group and its shareholders.

FOREIGN CURRENCY EXPOSURE

The Group carries out its property investment business in Hong Kong and Canada. Most of the transactions are mainly denominated in Hong Kong dollars while the remaining transactions are in Canadian currency. The turnover in Canada is exposed to foreign currency risk.

In addition, the Group has certain investments in financial assets held for trading denominated major in US currency, and minor in Renminbi and Euro, whose net assets are exposed to foreign currency risk. The impact of exchange rate fluctuations on the net assets of the Group's financial assets held for trading is considered to be manageable. As the Hong Kong dollars are pegged to the US currency, the Group considers the risk of movements in exchange rates between the Hong Kong dollars and the US currency to be insignificant.

The management of the Group does not consider it necessary to use foreign currency hedging policy as the Group's assets and liabilities denominated in currencies other than the functional currency of the group to which they related generate primarily short term foreign currency cash flows.

During the year ended 31 March 2015, the Group had not entered into any financial instrument for hedging of foreign currency.

EMPLOYEES AND REMUNERATION POLICY

At 31 March 2015, the total number of staff of the Group was 17 (2014: 16). The total staff costs including Directors' remuneration amounted to HK\$19.6 million (2014: HK\$15.4 million).

The Group reviews staff remuneration annually. The review is based on individual performance and merit.

CORPORATE GOVERNANCE REPORT

CORPORATE GOVERNANCE PRACTICES

The Board of Directors of the Company (the “Board”) is committed to maintaining a high standard of corporate governance. The Board believes that a high standard of corporate governance will provide a framework for the Group to formulate the business strategies and policies, and manage the associated risks through effective internal control procedures. It will also enhance the transparency of the Group and strengthen the accountability to the shareholders and creditors.

The Company has adopted the code provisions set out in the Code on Corporate Governance Practices (the “Code”) contained in Appendix 14 to the Rules Governing the Listing of Securities on The Stock Exchange of Hong Kong Limited (the “Stock Exchange”) (the “Listing Rules”). The Company has complied with all the applicable code provisions in the Code throughout the year ended 31 March 2015, except that the roles of chairman and chief executive are performed by the same individual which is a deviation from provision A.2.1 of the Code.

The Board will continuously review and improve the corporate governance policies and practices of the Company and monitor the compliance with the Code to ensure that business activities and decision making processes are regulated in a proper and prudent manner.

BOARD OF DIRECTORS

The Board comprises six members, two of which are Executive Directors, namely Mr. Chan Hoi Sow as the Chairman of the Board and Mr. Chan Yan Tin, Andrew. One member is Non-Executive Director, namely Ms. Chan Yan Mei, Mary-ellen. Three members are Independent Non-Executive Directors, namely Mr. Chan Kwok Wai, Mr. Tse Lai Han, Henry and Mr. Leung Kui King, Donald.

The Board held four meetings during the year ended 31 March 2015. The Board is responsible for the formulation of the Group’s business strategies and overall policies, and monitoring the performance of the management. The Executive Directors and management are delegated the power to execute the business strategies, develop and implement the policies in the daily operation of the Group. The Independent Non-Executive Directors provide their professional advices to the Group whenever necessary.

The Board is responsible to review and monitor the Group’s policies and practices on compliance with the legal and regulatory requirements, and the training and continuous professional development of the Directors and senior management.

All Directors have full and timely access to all the information and accounts of the Group. The Directors may seek independent professional advice at the expense of the Company.

Mr. Chan Hoi Sow, the Chairman of the Board is the father of Mr. Chan Yan Tin, Andrew, an executive director of the Company and Ms. Chan Yan Mei, Mary-ellen, a non-executive director of the Company. Save as disclosed above, during the year, none of the other directors has or maintained any financial, business, family or other material relevant relationship with any of the other directors.

CORPORATE GOVERNANCE REPORT

CHAIRMAN AND CHIEF EXECUTIVE

Provision A.2.1 of the Code stipulates that the roles of the chairman and the chief executive should be separate and should not be performed by the same individual. Mr. Chan Hoi Sow is the Chairman of the Board and Managing Director of the Company. Mr. Chan has been performing the duties of both the chairman and the chief executive since the establishment of the Company. The Board considers that the current management structure ensures consistent leadership and optimal efficiency for the operation of the Company. As three members of the Board comprises Independent Non-Executive Directors who are professional accountant, engineer and manager respectively, the balance of power and authority between the Board and the management will not be compromised.

NON-EXECUTIVE DIRECTORS

The Company has received annual written confirmation from each of the Independent Non-Executive Directors as regards to their independence to the Company as required under the Listing Rules. The Company considers that each of the Independent Non-Executive Directors is independent to the Company.

Provision A.4.1 of the Code stipulates that non-executive directors should be appointed for a specific term subject to re-election. All of the Non-executive Director and Independent Non-Executive Directors have been appointed for a period of three years. However, one-third of all the Directors are subject to retirement from office by rotation at the annual general meeting in accordance with Article 103 of the New Articles of Association of the Company.

BOARD DIVERSITY POLICY

The Company has adopted a board diversity policy which sets out the approach to achieve and maintain diversity on the Board. The Board recognises the benefits of a diverse Board with members possessing a balance of skills, experience and expertise which complement to the business success of the Group, and seeks to increase diversity at Board level to enhance the effectiveness of the Board and to achieve a sustainable and balanced development.

Pursuant to the policy, the Company seeks to achieve Board diversity through the consideration of a number of factors, including but not limited to gender, age, cultural and education background, ethnicity, professional experience, skills, knowledge and length of service. All Board appointments will continue to be made on a merit basis and candidates will be considered against objective criteria, having regard to the benefits of diversity of the Board.

The Board will consider setting measurable objectives to implement the policy and review such objectives from time to time to ensure their appropriateness and ascertain the progress made towards achieving those objectives. At present, the Board has not set any measurable objectives.

The Nomination Committee will review the policy from time to time to ensure its continued effectiveness.

CORPORATE GOVERNANCE REPORT

An analysis of the board diversity based on a range of diversity perspectives is set out below:

| Number of Directors | | | | | |
|---------------------|--------|-------------------------------------|------------|---|--|
| 6 | Female | Executive Directors | 60 or over | 10 or over | 2-4 |
| 5 | Male | Non-Executive Director | 50-59 | 5-9 | 0-1 |
| 4 | | Independent Non-Executive Directors | | 1-4 | |
| 3 | | | 40-49 | | |
| 2 | | | | | |
| 1 | | | | | |
| | Gender | Designation | Age Group | Directorship with the Company (number of years) | Directorship with other public companies (number of companies) |

CONTINUOUS PROFESSIONAL DEVELOPMENT

All Directors have been provided with “A Guide on Directors’ Duties” issued by the Companies Registry, and “Guidelines for Directors” and “Guide for Independent Non-Executive Directors” issued by the Hong Kong Institute of Directors. The Directors have also been provided with updates on the latest development and amendments in the Listing Rules and the relevant regulatory and statutory requirements.

The Company makes available continuous professional development for all Directors at the expense of the Company to refresh and develop their knowledge and skills. The Directors have participated in the training on corporate governance, current economic and legal developments as follows:

| Directors | Reading Regulatory Updates/Other Materials | Attending Seminars/Conferences/Briefings |
|---|--|--|
| Executive Directors | | |
| Chan Hoi Sow <i>Chairman and Managing Director</i> | √ | – |
| Chan Yan Tin, Andrew | √ | – |
| Chan Siu Keung, Leonard (resigned on 1 January 2015) | √ | √ |
| Non-Executive Director | | |
| Chan Yan Mei, Mary-ellen | √ | – |
| Independent Non-Executive Directors | | |
| Chan Kwok Wai | √ | √ |
| Tse Lai Han, Henry | √ | √ |
| Leung Kui King, Donald | √ | – |

CORPORATE GOVERNANCE REPORT

DIRECTORS' AND OFFICERS' INSURANCE

The Company has arranged appropriate insurance cover in respect of potential legal actions against its Directors and Officers.

BOARD COMMITTEES

The Company currently has three board committees (mainly Audit Committee, Remuneration Committee and Nomination Committee) with specific terms of references to oversee particular aspects of the Company's affairs. The Company retains in the Board the function of overseeing corporate governance issues. The Board is responsible for performing the corporate governance duties as set out in the Code.

During the year and up to the date of this report, the corporate governance duties performed by the Board were mainly set out below:

- (a) reviewed the Company's policies and practices on corporate governance;
- (b) reviewed the continuous professional development and training of the directors;
- (c) reviewed the Company's policies and practices on compliance with legal and regulatory requirements;
- (d) reviewed compliance with the Code and disclosure in the Corporate Governance Report.

AUDIT COMMITTEE

The Audit Committee has been established since March 2005. It comprises three Independent Non-Executive Directors, namely Mr. Chan Kwok Wai as the Chairman of the Committee, Mr. Tse Lai Han, Henry and Mr. Leung Kui King, Donald. Mr. Chan Kwok Wai has extensive experience in finance and accounting industry with appropriate professional accounting qualification. The Audit Committee is provided with sufficient resources to discharge its duties and has access to independent professional advice if it is considered necessary.

In accordance with the provisions set out in the Code, the Audit Committee has adopted specific written terms of reference which are posted on the websites of the Company and the Stock Exchange. The principal duties of the Audit Committee are:

- (a) to make recommendations to the board on the appointment, re-appointment and removal of the external auditor, and to approve the remuneration and terms of engagement of the external auditor, and any questions of its resignation or dismissal;
- (b) to review and monitor the external auditor's independence and objectivity and to discuss with the external auditor the nature and scope of the audit and reporting obligations;

CORPORATE GOVERNANCE REPORT

- (c) to monitor the integrity of the Company's financial statements, annual report and accounts, and interim report, and to review significant financial reporting judgments contained in them. In reviewing these reports, the Committee will focus particularly on:
 - (i) any changes in accounting policies and practices;
 - (ii) major judgmental areas;
 - (iii) significant adjustments resulting from audit;
 - (iv) the going concern assumptions and qualifications;
 - (v) compliance with accounting standards; and
 - (vi) compliance with the Listing Rules and other legal requirements in relation to financial reporting;
- (d) to review the Company's financial controls, internal controls and risk management systems;
- (e) to discuss problems and reservations arising from the interim review and final audits, and any matters the external auditor may wish to discuss;
- (f) to review the external auditor's management letter and management's response;
- (g) to develop and implement policy on engaging an external auditor to supply non-audit services;
- (h) to review arrangements by which employees of the Company can use, in confidence, to raise concerns about possible improprieties in financial reporting, internal control or other matters and appropriate follow-up action.

The Audit Committee shall meet at least twice a year in accordance with its terms of reference. Two meetings were held during the year ended 31 March 2015. The attendance of each member is set out in the section headed "Attendance of Directors at Board and Committee Meetings and Annual General Meeting" of this report.

The Audit Committee reviewed the Group's financial statements for the year ended 31 March 2014 and for the six months ended 30 September 2014 respectively, discussed audit scope and findings with the external auditor and reviewed the Group's financial reporting system and internal control procedures. The Audit Committee also approved the remuneration of the external auditor for their audit services for the year.

The Audit Committee has reviewed the Group's audited financial statements for the year ended 31 March 2015 with the Directors.

CORPORATE GOVERNANCE REPORT

REMUNERATION COMMITTEE

The Remuneration Committee has been established since March 2005. It comprises two Independent Non-Executive Directors and an Executive Director, namely Mr. Chan Kwok Wai as the Chairman of the Committee, Mr. Tse Lai Han, Henry and Mr. Chan Yan Tin Andrew. During the year, Mr Chan Yan Tin Andrew was appointed as a member of the Remuneration Committee. The Remuneration Committee is provided with sufficient resources to discharge its duties and has access to independent professional advice if it is considered necessary.

In accordance with the provisions set out in the Code, the Remuneration Committee has adopted specific written terms of reference which are posted on the websites of the Company and the Stock Exchange. The principal duties of the Remuneration Committee are:

- (a) to make recommendations to the board on the Company's remuneration policy and structure for all directors and senior management;
- (b) to make recommendations to the board on the remuneration packages of individual executive directors and senior management;
- (c) to make recommendations to the board on the remuneration of non-executive directors;
- (d) to ensure that no director is involved in deciding his own remuneration.

The Remuneration Committee shall meet at least once a year in accordance with its terms of reference. Two meetings were held during the year ended 31 March 2015. The attendance of each member is set out in the section headed "Attendance of Directors at Board and Committee Meetings and Annual General Meeting" of the report.

During the year ended 31 March 2015, the Remuneration Committee reviewed the remuneration policy of the Company, assessed the performance of the Executive Directors and senior management, recommended specific remuneration packages for all the Directors and senior management to the Board, recommended the remuneration of non-executive directors and approved the superannuation gratuity in respect of past services payable to an executive director who resigned from office due to his retirement.

For the year ended 31 March 2015, the remuneration of the members of the senior management by band is set out below:

| Remuneration band (HK\$) | Number of person |
|---------------------------------|-------------------------|
| \$1,000,001 to \$2,000,000 | 2 |

Note: The members of the senior management disclosed above refer to those employees other than directors.

CORPORATE GOVERNANCE REPORT

NOMINATION COMMITTEE

The Nomination Committee has been established since 1 April 2012. It comprises two Independent Non-Executive Directors and an Executive Director, namely Mr. Chan Kwok Wai as the Chairman of the Committee, Mr. Tse Lai Han, Henry and Mr. Chan Yan Tin Andrew. During the year, Mr Chan Yan Tin Andrew was appointed as a member of the Nomination Committee and Mr Chan Siu Keung Leonard ceased to be a member of the Nomination Committee upon his resignation as an executive director of the Company. The Nomination Committee is provided with sufficient resources to discharge its duties and has access to independent professional advice if it is considered necessary.

In accordance with the provisions set out in the Code, the Nomination Committee has adopted specific written terms of reference which are posted on the websites of the Company and the Stock Exchange. The principal duties of the Nomination Committee are:

- (a) to review the structure, size and composition (including the skills, knowledge and experience) of the board at least annually and make recommendations on any proposed changes to the board to complement the Company's corporate strategy;
- (b) to identify individuals suitably qualified to become board members and make recommendations to the board on the selection of individuals nominated for directorships;
- (c) to assess the independence of independent non-executive directors;
- (d) to make recommendations to the board on the appointment or re-appointment of directors and succession planning for directors, in particular the chairman and the chief executive.

The Nomination Committee shall meet at least once a year in accordance with its terms of reference. One meeting was held during the year ended 31 March 2015. The attendance of each member is set out in the section headed "Attendance of Directors at Board and Committee Meetings and Annual General Meeting" of the report.

During the year ended 31 March 2015, the Nomination Committee reviewed the structure, size and composition of the board, made recommendations to the board on the re-election of retiring directors, and assessed the independence of independent non-executive directors.

CORPORATE GOVERNANCE REPORT

ATTENDANCE OF DIRECTORS AT BOARD AND COMMITTEE MEETINGS AND ANNUAL GENERAL MEETING

The attendance of the Directors at the meetings of the Board, the Audit Committee, the Remuneration Committee, the Nomination Committee and the Annual General Meeting during the year ended 31 March 2015 is set out below:

| Directors | Number of meetings attended/held | | | | Annual General Meeting |
|--|----------------------------------|-----------------|------------------------|----------------------|------------------------|
| | Board | Audit Committee | Remuneration Committee | Nomination Committee | |
| Executive Directors | | | | | |
| Chan Hoi Sow <i>(Chairman and Managing Director)</i> | 4/4 | – | – | – | 1/1 |
| Chan Yan Tin, Andrew | 4/4 | – | 2/2 | – | 1/1 |
| Chan Siu Keung, Leonard <i>(resigned on 1 January 2015)</i> | 3/3 | 2/2 | – | 1/1 | 1/1 |
| Non-Executive Director | | | | | |
| Chan Yan Mei, Mary-ellen | 4/4 | – | – | – | 1/1 |
| Independent Non-Executive Directors | | | | | |
| Chan Kwok Wai | 4/4 | 2/2 | 2/2 | 1/1 | 1/1 |
| Tse Lai Han, Henry | 4/4 | 2/2 | 2/2 | 1/1 | 1/1 |
| Leung Kui King, Donald | 3/4 | 2/2 | – | – | 0/1 |

DIRECTORS SECURITIES TRANSACTIONS

The Company has adopted the Model Code for Securities Transactions by Directors of Listed Issuers (the “Model Code”) set out in Appendix 10 to the Listing Rules as the code of conduct regarding securities transactions by the Directors of the Company. All Directors, after specific enquiries by the Company, confirmed that they have complied with the required standard set out in the Model Code throughout the year ended 31 March 2015.

ACCOUNTABILITY AND AUDIT

The Directors acknowledge their responsibility for preparing the accounts which give a true and fair view of the state of affairs of the Group and of the profit and cash flows for the year ended 31 March 2015 in accordance with the Hong Kong Companies Ordinance. The Directors have prepared the accounts on a going concern basis, and have selected appropriate accounting policies and applied them consistently, with applicable disclosures required under the Listing Rules and pursuant to statutory requirements.

The statement issued by the external auditor of the Company regarding their reporting responsibilities is set out in detail in the Independent Auditor’s Report on pages 26 and 27.

CORPORATE GOVERNANCE REPORT

INTERNAL CONTROLS

The Board is responsible for the Group's system of internal controls. The Board is committed to implement and maintain an effective and sound system of internal controls to safeguard the Group's assets and protect the interest of the shareholders.

The Board has conducted an annual review of the effectiveness of the internal control system of the Company and its subsidiaries. The review covered relevant financial, operational and compliance controls and risk management functions. The review has also considered the adequacy of resources, staff qualifications and experience, training programmes and budget of the Company's accounting and financial reporting function.

The Board has concluded that the Group's overall system of internal controls has effectively exercised its functions during the year, and will continue to improve the operation of the system.

AUDITORS' REMUNERATION

The remuneration payable to the Group's external auditor, HLM CPA Limited for their audit services for the year ended 31 March 2015 amounted to HK\$410,000. The external auditor did not provide any non-audit service to the Group during the year.

COMPANY SECRETARY

The Company engages a representative of an external service provider, Mr. Huen Po Wah, as its Company Secretary, and the Company Secretary may contact Ms. Shek Pui Sze Diane, the Financial Controller of the Company pursuant to code provision F.1.1 of the Code. Mr. Huen confirmed that he had taken not less than 15 hours' relevant professional training during the year.

COMMUNICATION WITH SHAREHOLDERS

The objective of communications with shareholder is to provide our shareholders with detailed information about the Company so that they can exercise their rights as shareholders in an informed manner.

The Company uses a variety of means to communicate with its shareholders and ensure that they are kept well informed of its key business development. The tools include convening general meetings, despatching to the shareholders interim and annual reports, announcements and circulars which are also posted on the website of the Company.

2014 ANNUAL GENERAL MEETING

At the 2014 annual general meeting, the chairman of the meeting explained the procedures for conducting a poll to the shareholders. Separate resolution was proposed by the chairman in respect of each separate issue, including re-election of directors, re-appointment of external auditor, general mandates respectively authorising the Directors to buy back shares or to issue shares of the Company and voted by way of poll. The Company announced the results of the poll in the manner prescribed under the Listing Rules. The Chairman of the Board and the Chairman of respective committees attended the annual general meeting to address enquiries raised by shareholders and ensure effective communication with shareholders.

CORPORATE GOVERNANCE REPORT

GENERAL MEETING ON REQUISITION BY SHAREHOLDERS

Pursuant to Section 566 of the new Companies Ordinance (Chapter 622 of the Laws of Hong Kong) which took effect on 3 March 2014, shareholder(s) representing at least 5 per cent of the total voting rights of all shareholders having a right to vote at general meetings can make a request to call a general meeting.

The request:

- (a) must state the general nature of the business to be dealt with at the meeting;
- (b) may include the text of a resolution that may properly be moved and is intended to be moved at the meeting;
- (c) may consist of several documents in like form;
- (d) may be sent in hard copy form or electronic form; and
- (e) must be authenticated by the person or persons making it.

Pursuant to section 567 of the new Companies Ordinance (Chapter 622 of the Laws of Hong Kong), directors must call a general meeting within 21 days after the date on which they become subject to the requirement and the meeting so called must be held on a date not more than 28 days after the date of the notice convening the meeting. If the directors do not do so, the shareholders who requested the meeting, or any of them representing more than one half of the total voting rights of all of them, may themselves call a meeting pursuant to section 568 of the new Companies Ordinance (Chapter 622 of the Laws of Hong Kong), but the meeting must be called for a date not more than 3 months after the date on which the directors become subject to the requirement to call a meeting. The Company must reimburse any reasonable expenses incurred by the shareholders requesting the meeting by reason of the failure of the directors duly to call the meeting.

PUTTING FORWARD PROPOSAL AT ANNUAL GENERAL MEETING (“AGM”)

Pursuant to Section 615 of the new Companies Ordinance (Chapter 622 of the Laws of Hong Kong) which took effect on 3 March 2014, shareholder(s) can make a request to circulate a resolution for an AGM if they represent-

- (a) at least 2.5 per cent of the total voting rights of all shareholders who have a right to vote on the resolution at the AGM to which the request relates; or
- (b) at least 50 shareholders who have a right to vote on the resolution at the AGM to which the request relates.

CORPORATE GOVERNANCE REPORT

The request—

- (a) may be sent in hard copy form or electronic form;
- (b) must identify the resolution of which notice is to be given;
- (c) must be authenticated by the person or persons making it; and
- (d) must be received by the Company not later than 6 weeks before the AGM to which the request relates or if later, the time at which notice is given of that AGM.

PROCEDURES FOR SHAREHOLDERS TO PROPOSE A PERSON FOR ELECTION AS A DIRECTOR

The procedures for shareholders to propose a person for election as a director have been uploaded to the website of the Company.

CONSTITUTIONAL DOCUMENTS

The new Companies Ordinance (Chapter 622 of the Laws of Hong Kong) (the “New Companies Ordinance”) came into operation on 3 March 2014. In order to be in line with the substantial amendments under the New Companies Ordinance, the Company adopted new Articles of Association of the Company at the annual general meeting of the Company held on 6 August 2014 to replace the existing Memorandum and Articles of Association of the Company. Save for mentioned above, there were no other material changes in the constitutional documents of the Company.

For regulation in relation to the new Articles of Association of the Company, please refer to the HKExnews website at “www.hkexnews.hk”, and the Company’s website at “www.tern.hk”.



REPORT OF THE DIRECTORS

The Directors present their annual report and the audited financial statements for the year ended 31 March 2015.

PRINCIPAL ACTIVITIES

The Company continues to act as an investment holding company. The principal activities of its subsidiaries and associates are set out in notes 19 and 20 to the consolidated financial statements respectively.

RESULTS AND APPROPRIATIONS

The results of the Group for the year ended 31 March 2015 are set out in the consolidated statement of profit or loss and other comprehensive income on page 28.

An interim dividend of HK2.2 cents per share and a special interim dividend of HK6.0 cents per share amounting to HK\$25,236,000 was paid on 18 December 2014. The Directors now recommend the payment of a final dividend of HK4.5 cents per share to be paid to the shareholders on the Register of Members on 18 August 2015 amounting to HK\$13,849,000.

INVESTMENT PROPERTIES AND PROPERTY, PLANT AND EQUIPMENT

The Group revalued all of its investment properties at the end of the reporting period. The net surplus arising on revaluation, which has been credited directly to the consolidated statement of profit or loss and other comprehensive income, amounted to HK\$105,700,000.

Details of these and other movements during the year in investment properties and property, plant and equipment of the Group are set out in notes 16 and 17 to the consolidated financial statements respectively.

PARTICULARS OF PROPERTIES HELD BY THE GROUP

Details of the properties held by the Group at 31 March 2015 are set out on pages 97 to 98.

SHARE CAPITAL

Details of movements in the share capital of the Company are set out in note 28 to the consolidated financial statements.

DIRECTORS

The Directors of the Company during the year and up to the date of this report are:

Executive Director

Mr. Chan Hoi Sow

Mr. Chan Yan Tin, Andrew

Mr. Chan Siu Keung, Leonard (resigned on 1 January 2015)

Non-Executive Director

Ms. Chan Yan Mei, Mary-ellen

Independent Non-Executive Director

Mr. Chan Kwok Wai

Mr. Tse Lai Han, Henry

Mr. Leung Kui King, Donald

REPORT OF THE DIRECTORS

None of the Directors has a service contract which is not determinable by the Company within one year without payment of compensation (other than statutory compensation).

Pursuant to Article 103 of the Articles of Association, Ms. Chan Yan Mei, Mary-ellen and Mr. Tse Lai Han, Henry shall retire by rotation at the forthcoming Annual General Meeting and, being eligible, offer themselves for re-election.

Mrs. Chan Loo Kuo Pin served as director of numerous subsidiaries of the Company and Ms. Cheung Oi Yin, Irene served as alternate director of a subsidiary of the company during the year and up to the date of this report.

DIRECTORS' INTERESTS IN SHARES

At 31 March 2015, the interests and short positions of the Directors and chief executive of the Company in the shares, underlying shares or debentures of the Company and its associated corporations (within the meaning of Part XV of the Securities and Futures Ordinance (“SFO”)) as recorded in the register required to be kept under Section 352 of the SFO or as otherwise notified to the Company and The Stock Exchange of Hong Kong Limited pursuant to the Model Code for Securities Transactions by Directors of Listed Issuers were as follows:

| Name of Director | Capacity | Nature of interests | Number of shares held | Aggregate long position | Percentage of aggregate long position in shares to the issued share capital |
|--------------------------|------------------------------------|--------------------------------|-----------------------|-------------------------|---|
| Chan Hoi Sow | Beneficial owner | Personal Interest | 2,036,000 | 173,772,896 | 56.46 |
| | Interest of controlled corporation | Corporate Interest (Note 1) | 25,822,896 | | |
| | Founder of a discretionary trust | Other Interest (Notes 1 & 2) | 171,736,896 | | |
| Chan Yan Tin, Andrew | Beneficial owner | Personal Interest | 792,000 | 172,528,896 | 56.05 |
| | Beneficiary of a trust | Other Interest (Notes 2 & 3) | 171,736,896 | | |
| Chan Yan Mei, Mary-ellen | Beneficiary of a trust | Other Interest (Notes 2 & 4) | 171,736,896 | 171,736,896 | 55.80 |
| Chan Kwok Wai | - | - | - | - | - |
| Tse Lai Han, Henry | - | - | - | - | - |
| Leung Kui King, Donald | - | - | - | - | - |

REPORT OF THE DIRECTORS

Notes:

1. These 25,822,896 shares are held by Evergrade Investments Limited. The issued share capital of Evergrade Investments Limited is beneficially owned as to 50% by Mr. Chan Hoi Sow and as to 50% by Beyers Investments Limited which is indirectly owned by Sow Pin Trust, a discretionary trust, the beneficiaries of which are Mr. Chan Hoi Sow and his family members. These 25,822,896 shares are also included in the 171,736,896 shares held by Mr. Chan Hoi Sow in the capacity as founder of a discretionary trust.
2. The three references to 171,736,896 shares relate to the same block of shares in the Company. The 171,736,896 shares are held as to 145,914,000 shares by Noranger Company Limited and as to 25,822,896 shares by Evergrade Investments Limited. The issued share capital of Noranger Company Limited is beneficially wholly owned by Beyers Investments Limited and the issued share capital of Evergrade Investments Limited is beneficially owned as to 50% by Mr. Chan Hoi Sow and as to 50% by Beyers Investments Limited. Beyers Investments Limited is indirectly owned by Sow Pin Trust, a discretionary trust, the founder of which is Mr. Chan Hoi Sow and the beneficiaries of which are Mr. Chan Hoi Sow and his family members. By virtue of the shareholdings as aforementioned, Mr. Chan Hoi Sow is deemed to be interested in 171,736,896 shares indirectly owned by Sow Pin Trust.
3. Mr. Chan Yan Tin, Andrew is the son of Mr. Chan Hoi Sow and is a beneficiary of Sow Pin Trust, a discretionary trust as referred to in Note 2 above. By virtue of the shareholdings as mentioned in Note 2 above, Mr. Chan Yan Tin, Andrew is deemed to be interested in 171,736,896 shares indirectly owned by Sow Pin Trust.
4. Ms. Chan Yan Mei, Mary-ellen is the daughter of Mr. Chan Hoi Sow and is a beneficiary of Sow Pin Trust, a discretionary trust as referred to in Note 2 above. By virtue of the shareholdings as mentioned in Note 2 above, Ms. Chan Yan Mei, Mary-ellen is deemed to be interested in 171,736,896 shares indirectly owned by Sow Pin Trust.

Other than as disclosed above, none of the Directors had any interests or short positions in any shares, underlying shares or debentures of the Company or any of its associated corporations as defined in the SFO and none of the Directors nor their spouses or children under the age of 18 had any right to subscribe for the equity or debt securities of the Company as at 31 March 2015 or had been granted or exercised any such right during the period.

ARRANGEMENT TO PURCHASE SHARES OR DEBENTURES

At no time during the year was the Company or any of its subsidiaries, a party to any arrangement to enable the Directors of the Company to acquire benefits by means of the acquisition of shares in, or debentures of, the Company or any other body corporate.

DIRECTORS' INTEREST IN CONTRACTS OF SIGNIFICANCE

No contracts of significance to which the Company or any of its subsidiaries was a party and in which a Director of the Company had a material interest, whether directly or indirectly, subsisted at the end of the year or at any time during the year.

REPORT OF THE DIRECTORS

SUBSTANTIAL SHAREHOLDERS

At 31 March 2015, the interests and short positions of persons, other than the Directors or chief executive of the Company, in the shares and underlying shares of the Company as recorded in the register required to be kept under Section 336 of the SFO were as follows:

| Name of substantial shareholders | Capacity | Nature of interests | Number of shares held | Aggregate long position | Percentage of aggregate long position in shares to the issued share capital |
|--|--|--|--------------------------------------|-------------------------|---|
| Chan Loo Kuo Pin | Interest of Spouse | Family Interest (<i>Note 1</i>) | 173,772,896 | 173,772,896 | 56.46 |
| Credit Suisse Trust Limited as trustee of Sow Pin Trust | Trustee | Other Interest (<i>Notes 2, 3 & 4</i>) | 171,736,896 | 171,736,896 | 55.80 |
| Brock Nominees Limited | Interest of Controlled Corporation | Corporate Interest (<i>Notes 2 & 3</i>) | 171,736,896 | 171,736,896 | 55.80 |
| Global Heritage Group Limited | Interest of Controlled Corporation | Corporate Interest (<i>Notes 2 & 3</i>) | 171,736,896 | 171,736,896 | 55.80 |
| Beyers Investments Limited | Interest of Controlled Corporation | Corporate Interest (<i>Notes 2, 3 & 4</i>) | 171,736,896 | 171,736,896 | 55.80 |
| Noranger Company Limited | Beneficial Owner | Corporate Interest (<i>Notes 2, 3 & 4</i>) | 145,914,000 | 145,914,000 | 47.41 |
| Evergrade Investments Limited | Beneficial Owner | Corporate Interest (<i>Notes 2, 3 & 4</i>) | 25,822,896 | 25,822,896 | 8.39 |
| Edward Kew | Beneficial Owner Interest of Spouse Interest of Controlled Corporation | Personal Interest (<i>Note 5</i>) Family Interest (<i>Note 5</i>) Corporate Interest (<i>Note 5</i>) | 5,461,200 8,856,494 11,650,800 | 25,968,494 | 8.44 |
| Kew Youn Lunn | Beneficial Owner Interest of Spouse Interest of Controlled Corporation | Personal Interest (<i>Note 6</i>) Family Interest (<i>Note 6</i>) Corporate Interest (<i>Note 6</i>) | 2,380,800 5,461,200 18,126,494 | 25,968,494 | 8.44 |

REPORT OF THE DIRECTORS

Notes:

1. The interest is the same block of shares already disclosed under the personal, corporate and other interests of her husband, Mr. Chan Hoi Sow as disclosed in the section headed “Directors’ Interests”.
2. All interests of Credit Suisse Trust Limited as trustee of Sow Pin Trust, Brock Nominees Limited, Global Heritage Group Limited, Beyers Investments Limited and the aggregate interests of Noranger Company Limited and Evergrade Investments Limited relate to the same block of shares in the Company.
3. Credit Suisse Trust Limited as trustee of Sow Pin Trust is deemed to be interested in the shares owned by Sow Pin Trust, a discretionary trust as mentioned in Note 4 below through interests of corporations controlled by Brock Nominees Limited as follows:

| Name of controlled corporation | Name of controlling shareholder | Percentage control |
|--------------------------------|---|--------------------|
| Brock Nominees Limited | Credit Suisse Trust Limited as trustee of Sow Pin Trust | 0.00 |
| Global Heritage Group Limited | Brock Nominees Limited | 100.00 |
| Beyers Investments Limited | Global Heritage Group Limited | 100.00 |
| Noranger Company Limited | Beyers Investments Limited | 100.00 |
| Evergrade Investments Limited | Beyers Investments Limited | 50.00 |

4. Credit Suisse Trust Limited as trustee of Sow Pin Trust is interested in 171,736,896 shares which are held as to 145,914,000 shares by Noranger Company Limited and as to 25,822,896 shares by Evergrade Investments Limited. The issued share capital of Noranger Company Limited is beneficially wholly owned by Beyers Investments Limited and the issued share capital of Evergrade Investments Limited is beneficially owned as to 50% by Beyers Investments Limited and as to 50% by Mr. Chan Hoi Sow. Beyers Investments Limited is indirectly owned by Sow Pin Trust, a discretionary trust, the beneficiaries of which are Mr. Chan Hoi Sow and his family members as disclosed in the section headed “Directors’ Interests”.
5. These interests in aggregate are in fact the same block of shares disclosed under the interests of Madame Kew Youn Lunn, the wife of Mr. Edward Kew.
6. These interests in aggregate are in fact the same block of shares disclosed under the interests of Mr. Edward Kew, the husband of Madame Kew Youn Lunn.

Other than as disclosed above, there was no person, other than a Director of the Company, who as at 31 March 2015, had an interest or a short position in the shares or underlying shares of the Company as recorded in the register required to be kept under Section 336 of the SFO.

MAJOR CUSTOMERS AND SUPPLIERS

In 2015, the Group’s largest customer accounted for 19% (2014: 21%) of its turnover. The five largest customers of the Group accounted for 47.6% of total turnover of the Group and the five largest suppliers of the Group accounted for less than 30% of total purchases of the Group.

At no time during the year did a director, a close associate of a director or a shareholder of the Company (which to the knowledge of the directors owns more than 5% of the Company’s share capital) have an interest in any of the Group’s five largest customers.

REPORT OF THE DIRECTORS

PURCHASE, SALE OR REDEMPTION OF THE COMPANY'S LISTED SECURITIES

Neither the Company nor any of its subsidiaries had purchased, sold or redeemed any of the Company's listed securities during the year.

PUBLIC FLOAT

Based on the information that is publicly available to the Company and within the knowledge of its Directors, as at the date of this annual report, there is sufficient public float, as not less than 25% of the Company's issued shares are held by the public.

AUDITOR

The financial statements for the year have been audited by Messrs. HLM CPA Limited, who retire and, being eligible, offer themselves for re-appointment.

On behalf of the Board

Chan Hoi Sow

Chairman

Hong Kong, 16 June 2015

INDEPENDENT AUDITOR'S REPORT

恒健會計師行有限公司
HLM CPA LIMITED
Certified Public Accountants

Room 305, Arion Commercial Centre,
2-12 Queen's Road West, Hong Kong.
香港皇后大道西 2-12 號聯發商業中心 305 室
Tel 電話: (852) 3103 6980
Fax 傳真: (852) 3104 0170
Email 電郵: info@hlm.com.hk

TO THE MEMBERS OF TERN PROPERTIES COMPANY LIMITED

太興置業有限公司

(Incorporated in Hong Kong with limited liability)

We have audited the consolidated financial statements of Tern Properties Company Limited (the "Company") and its subsidiaries (collectively referred to as the "Group") set out on pages 28 to 95, which comprise the consolidated statements of financial position as at 31 March 2015, and the consolidated statement of profit or loss and other comprehensive income, consolidated statement of changes in equity and consolidated statement of cash flows for the year then ended, and a summary of significant accounting policies and other explanatory information.

DIRECTORS' RESPONSIBILITY FOR THE CONSOLIDATED FINANCIAL STATEMENTS

The directors of the Company are responsible for the preparation of consolidated financial statements that give a true and fair view in accordance with Hong Kong Financial Reporting Standards issued by the Hong Kong Institute of Certified Public Accountants and the Hong Kong Companies Ordinance, and for such internal control as the directors determine is necessary to enable the preparation of consolidated financial statements that are free from material misstatement, whether due to fraud or error.

AUDITOR'S RESPONSIBILITY

Our responsibility is to express an opinion on these consolidated financial statements based on our audit and to report our opinion solely to you, as a body, in accordance with section 405 of the Hong Kong Companies Ordinance and for no other purpose. We do not assume responsibility towards or accept liability to any other person for the contents of this report. We conducted our audit in accordance with Hong Kong Standards on Auditing issued by the Hong Kong Institute of Certified Public Accountants. Those standards require that we comply with ethical requirements and plan and perform the audit to obtain reasonable assurance about whether the consolidated financial statements are free from material misstatement.

An audit involves performing procedures to obtain audit evidence about the amounts and disclosures in the consolidated financial statements. The procedures selected depend on the auditor's judgment, including the assessment of the risks of material misstatement of the consolidated financial statements, whether due to fraud or error. In making those risk assessments, the auditor considers internal control relevant to the entity's preparation of consolidated financial statements that give a true and fair view in order to design audit procedures that are appropriate in the circumstances, but not for the purpose of expressing an opinion on the effectiveness of the entity's internal control. An audit also includes evaluating the appropriateness of accounting policies used and the reasonableness of accounting estimates made by the directors, as well as evaluating the overall presentation of the consolidated financial statements.

We believe that the audit evidence we have obtained is sufficient and appropriate to provide a basis for our audit opinion.



INDEPENDENT AUDITOR'S REPORT

OPINION

In our opinion, the consolidated financial statements give a true and fair view of the financial position of the Company and its subsidiaries as at 31 March 2015, and of their financial performance and cash flows for the year then ended in accordance with Hong Kong Financial Reporting Standards and have been properly prepared in accordance with the Hong Kong Companies Ordinance.

HLM CPA Limited

Certified Public Accountants

Chan Lap Chi

Practising Certificate Number: P04084

Hong Kong, 16 June 2015

CONSOLIDATED STATEMENT OF PROFIT OR LOSS AND OTHER COMPREHENSIVE INCOME

For the year ended 31 March 2015

| | <i>Notes</i> | 2015 <i>HK\$'000</i> | 2014 <i>HK\$'000</i> |
|--|--------------|--------------------------------|-------------------------|
| Turnover | 5 | 99,480 | 88,969 |
| Property expenses | | (1,302) | (1,442) |
| Gross profit | | 98,178 | 87,527 |
| Realised gain (loss) on disposal of financial assets held for trading | | 1,950 | (2,670) |
| Unrealised loss on financial assets held for trading | | (6,326) | (4,072) |
| Gain on disposal of a property | | 67,769 | – |
| Dividend income | | 649 | 620 |
| Interest income | 7 | 14,093 | 11,056 |
| Other operating income | 8 | 213 | 440 |
| Increase in fair value of investment properties | 16 | 105,700 | 158,410 |
| Administrative expenses | | (30,386) | (25,969) |
| Profit from operations | 9 | 251,840 | 225,342 |
| Finance costs | 10 | (2,306) | (2,501) |
| Share of results of associates | 20 | 28,561 | 38,062 |
| Profit before taxation | | 278,095 | 260,903 |
| Taxation | 13 | (11,352) | (10,057) |
| Profit and total comprehensive income for the year and attributable to owners of the Company | | 266,743 | 250,846 |
| Earnings per share | | | |
| Basic and diluted | 15 | HK\$0.87 | HK\$0.82 |

CONSOLIDATED STATEMENT OF FINANCIAL POSITION

At 31 March 2015

| | <i>Notes</i> | 2015 <i>HK\$'000</i> | 2014 <i>HK\$'000</i> |
|--|--------------|-------------------------|-------------------------|
| Non-current assets | | | |
| Investment properties | 16 | 3,195,912 | 3,090,737 |
| Property, plant and equipment | 17 | 8,395 | 13,206 |
| Leasehold land | 18 | 15,198 | 67,716 |
| Interests in associates | 20 | 401,250 | 381,139 |
| Available-for-sale investments | 21 | 2,161 | 2,161 |
| Deferred rental income | | 816 | 1,640 |
| | | 3,623,732 | 3,556,599 |
| Current assets | | | |
| Trade and other receivables | 22 | 8,665 | 6,419 |
| Financial assets held for trading | 23 | 283,559 | 113,098 |
| Leasehold land – current portion | 18 | 92 | 1,036 |
| Deferred rental income – current portion | | 1,161 | 1,468 |
| Tax recoverable | | 231 | 40 |
| Pledged bank deposits | 24 | – | 20,002 |
| Bank balances and cash | 25 | 46,087 | 19,890 |
| | | 339,795 | 161,953 |
| Current liabilities | | | |
| Trade and other payables | 26 | 16,943 | 6,550 |
| Rental deposits from tenants | | 29,387 | 25,617 |
| Tax liabilities | | 2,486 | 2,612 |
| Secured bank loans – due within one year | 27 | 60,000 | 25,281 |
| | | 108,816 | 60,060 |
| Net current assets | | | |
| | | 230,979 | 101,893 |
| Non-current liabilities | | | |
| Deferred tax liabilities | 31 | 21,777 | 20,250 |
| Secured bank loans – due after one year | 27 | 81,000 | 116,120 |
| | | 102,777 | 136,370 |
| Net assets | | | |
| | | 3,751,934 | 3,522,122 |
| Capital and reserves | | | |
| Share capital | 28 | 229,386 | 229,386 |
| Reserves | | 3,522,548 | 3,292,736 |
| | | 3,751,934 | 3,522,122 |

The consolidated financial statements on pages 28 to 95 were approved and authorised for issue by the Board of Directors on 16 June 2015 and are signed on its behalf by:

Chan Hoi Sow
Director

Chan Yan Tin, Andrew
Director

CONSOLIDATED STATEMENT OF CHANGES IN EQUITY

For the year ended 31 March 2015

| | Share capital <i>HK\$'000</i> | Share premium <i>HK\$'000</i> | Capital redemption reserve <i>HK\$'000</i> | Dividend reserve <i>HK\$'000</i> | Accumulated profits <i>HK\$'000</i> | Total <i>HK\$'000</i> |
|---|-------------------------------------|-------------------------------------|---|--|---|--------------------------|
| At 1 April 2013 | 153,879 | 72,818 | 2,689 | 10,771 | 3,048,661 | 3,288,818 |
| Profit and total comprehensive income for the year | – | – | – | – | 250,846 | 250,846 |
| Transfer upon abolition of par value under the new Hong Kong Companies Ordinance | 75,507 | (72,818) | (2,689) | – | – | – |
| Dividends declared | – | – | – | 18,466 | (18,466) | – |
| Dividends paid | – | – | – | (17,542) | – | (17,542) |
| At 31 March 2014 and 1 April 2014 | 229,386 | – | – | 11,695 | 3,281,041 | 3,522,122 |
| Profit and total comprehensive income for the year | – | – | – | – | 266,743 | 266,743 |
| Dividends declared | – | – | – | 39,085 | (39,085) | – |
| Dividends paid | – | – | – | (36,931) | – | (36,931) |
| At 31 March 2015 | 229,386 | – | – | 13,849 | 3,508,699 | 3,751,934 |

The accumulated profits of the Group include approximately HK\$401,003,000 (2014: HK\$372,442,000) retained by associates of the Group.

CONSOLIDATED STATEMENT OF CASH FLOWS

For the year ended 31 March 2015

| | <i>Notes</i> | 2015 <i>HK\$'000</i> | 2014 <i>HK\$'000</i> |
|---|--------------|--------------------------------|-------------------------|
| Operating activities | | | |
| Profit for the year | | 266,743 | 250,846 |
| Adjustment for: | | | |
| Share of results of associates | 20 | (28,561) | (38,062) |
| Interest income | | (14,093) | (11,056) |
| Dividend income | | (649) | (620) |
| Interest expenses | 10 | 2,306 | 2,501 |
| Tax expenses | 13 | 11,352 | 10,057 |
| Increase in fair value of investment properties | 16 | (105,700) | (158,410) |
| Depreciation | | 2,040 | 1,969 |
| Amortisation of leasehold land | 18 | 486 | 1,036 |
| Realised (gain) loss on disposal of financial assets held for trading | | (1,950) | 2,670 |
| Unrealised loss on financial assets held for trading | | 6,326 | 4,072 |
| Gain on disposal of a property | | (67,769) | – |
| Loss on disposal of plant and equipment | | 337 | – |
| Exchange adjustment on investment properties | 16 | 525 | 337 |
| Operating cash flows before movements in working capital | | 71,393 | 65,340 |
| Decrease in trade and other receivables | | 695 | 826 |
| Decrease (increase) in deferred rental income | | 1,131 | (1,697) |
| Increase in trade and other payables | | 2,651 | 670 |
| Increase (decrease) in rental deposits from tenants | | 3,770 | (1,014) |
| Cash generated from operations | | 79,640 | 64,125 |
| Profits Tax paid | | (10,146) | (7,795) |
| Profits Tax refunded | | 4 | – |
| Net cash generated from operating activities | | 69,498 | 56,330 |
| Investing activities | | | |
| Interest received | | 11,152 | 10,943 |
| Dividend received | | 649 | 620 |
| Repayment from an associate | | 8,450 | 7,156 |
| Increase in pledged bank deposits | | – | (20,002) |
| Release of pledged bank deposits | | 20,002 | – |
| Proceeds from disposal of financial assets held for trading | | 72,935 | 69,330 |
| Proceeds from disposal of property, plant and equipment | | 124,328 | – |
| Purchase of financial assets held for trading | | (239,875) | (65,007) |
| Purchase of property, plant and equipment | | (1,149) | (1,891) |
| Net cash (used in) generated from investing activities | | (3,508) | 1,149 |

CONSOLIDATED STATEMENT OF CASH FLOWS

For the year ended 31 March 2015

| | <i>Notes</i> | 2015 <i>HK\$'000</i> | 2014 <i>HK\$'000</i> |
|--|--------------|--------------------------------|-------------------------|
| Financing activities | | | |
| Repayment of bank loans | | (135,401) | (196,012) |
| Dividends paid | | (36,931) | (17,542) |
| Interest paid | | (2,461) | (2,481) |
| New bank loans raised | | 135,000 | 140,000 |
| Net cash used in financing activities | | (39,793) | (76,035) |
| Net increase (decrease) in cash and cash equivalents | | 26,197 | (18,556) |
| Cash and cash equivalents at beginning of the year | | 19,890 | 38,446 |
| Cash and cash equivalents at end of the year | 25 | 46,087 | 19,890 |
| Analysis of the balances of cash and cash equivalents | | | |
| Bank balances and cash | | 46,087 | 19,890 |

NOTES TO THE CONSOLIDATED FINANCIAL STATEMENTS

For the year ended 31 March 2015

1. GENERAL

The Company is a public limited company incorporated in Hong Kong. Its shares are listed on The Stock Exchange of Hong Kong Limited. The address of the registered office of the Company is disclosed in the corporate information section of the annual report.

The consolidated financial statements are presented in Hong Kong dollars, which is the same as the functional currency of the Company.

The Company continues to act as an investment holding company. The principal activities of its subsidiaries and associates are set out in notes 19 and 20 respectively.

2. APPLICATION OF NEW AND REVISED HONG KONG FINANCIAL REPORTING STANDARDS (“HKFRSs”)

New and revised HKFRSs applied with no material effects on the consolidated financial statements

The accounting policies and methods of computation used in these financial statements are the same as those followed in the preparation of the Group’s financial statements for the year ended 31 March 2014, except for the following amendments to HKFRSs that the Group has applied for the first time in the current year. The application of these new and revised HKFRSs has had no material impact on the Group’s financial performance and positions for the current and prior years but may affect the accounting for future transactions or arrangements.

| | |
|--|--|
| HKFRS 10, HKFRS 12 and HKAS 27 (Amendments) | Investment Entities |
| HKAS 32 (Amendments) | Offsetting Financial Assets and Financial Liabilities |
| HKAS 36 (Amendments) | Recoverable Amount Disclosures for Non-Financial Assets |
| HKAS 39 (Amendments) | Novation of Derivatives and Continuation of Hedge Accounting |
| HK(IFRIC)-Int 21 | Levies |
| Amendment to HKFRS 2 included in Annual Improvements 2010-2012 Cycle | Definition of Vesting Condition ¹ |
| Amendment to HKFRS 3 included in Annual Improvements 2010-2012 Cycle | Accounting for Contingent Consideration in a Business Combination ¹ |
| Amendment to HKFRS 13 included in Annual Improvements 2010-2012 Cycle | Short-term Receivables and Payables |
| Amendment to HKFRS 1 included in Annual Improvements 2011-2013 Cycle | Meaning of Effective HKFRSs |

¹ Effective from 1 July 2014

NOTES TO THE CONSOLIDATED FINANCIAL STATEMENTS

For the year ended 31 March 2015

2. APPLICATION OF NEW AND REVISED HONG KONG FINANCIAL REPORTING STANDARDS (“HKFRSs”) (Continued)

New and revised HKFRSs applied with no material effects on the consolidated financial statements (Continued)

Amendments to HKFRS 10, HKFRS 12 and HKAS 27 Investment Entities

The Group has applied the amendments to HKFRS 10, HKFRS 12 and HKAS 27 Investment Entities for the first time in the current year. The amendments to HKFRS 10 define an investment entity and require a reporting entity that meets the definition of an investment entity not to consolidate its subsidiaries but instead to measure its subsidiaries at fair value through profit or loss in its consolidated and separate financial statements.

To qualify as an investment entity, a reporting entity is required to:

- obtain funds from one or more investors for the purpose of providing them with investment management services;
- commit to its investor(s) that its business purpose is to invest funds solely for returns from capital appreciation, investment income, or both; and
- measure and evaluate performance of substantially all of its investments on a fair value basis.

Consequential amendments have been made to HKFRS 12 and HKAS 27 to introduce new disclosure requirements for investment entities.

As the Company is not an investment entity (assessed based on the criteria set out in HKFRS 10 as at 1 April 2014), the application of the amendments has had no impact on the disclosures or the amounts recognised in the Group’s consolidated financial statements.

Amendments to HKAS 32 Offsetting Financial Assets and Financial Liabilities

The Group has applied the amendments to HKAS 32 Offsetting Financial Assets and Financial Liabilities for the first time in the current year. The amendments to HKAS 32 clarify the requirements relating to the offset of financial assets and financial liabilities. Specifically, the amendments clarify the meaning of ‘currently has a legally enforceable right of set-off’ and ‘simultaneous realisation and settlement’.

The Group has assessed whether certain of its financial assets and financial liabilities qualify for offset based on the criteria set out in the amendments and concluded that the application of the amendments has had no impact on the amounts recognised in the Group’s consolidated financial statements.

NOTES TO THE CONSOLIDATED FINANCIAL STATEMENTS

For the year ended 31 March 2015

2. APPLICATION OF NEW AND REVISED HONG KONG FINANCIAL REPORTING STANDARDS (“HKFRSs”) (Continued)

New and revised HKFRSs applied with no material effects on the consolidated financial statements (Continued)

Amendments to HKAS 36 Recoverable Amount Disclosures for Non-Financial Assets

The Group has applied the amendments to HKAS 36 Recoverable Amount Disclosures for Non-Financial Assets for the first time in the current year. The amendments to HKAS 36 remove the requirement to disclose the recoverable amount of a cash-generating unit (CGU) to which goodwill or other intangible assets with indefinite useful lives had been allocated when there has been no impairment or reversal of impairment of the related CGU. Furthermore, the amendments introduce additional disclosure requirements applicable to when the recoverable amount of an asset or a CGU is measured at fair value less costs of disposal. These new disclosures include the fair value hierarchy, key assumptions and valuation techniques used which are in line with the disclosure required by HKFRS 13 Fair Value Measurements.

The application of these amendments has had no material impact on the disclosures in the Group’s consolidated financial statements.

Amendments to HKAS 39 Novation of Derivatives and Continuation of Hedge Accounting

The Group has applied the amendments to HKAS 39 Novation of Derivatives and Continuation of Hedge Accounting for the first time in the current year. The amendments to HKAS 39 provide relief from the requirement to discontinue hedge accounting when a derivative designated as a hedging instrument is novated under certain circumstances. The amendments also clarify that any change to the fair value of the derivative designated as a hedging instrument arising from the novation should be included in the assessment and measurement of hedge effectiveness.

The amendments have been applied retrospectively. As the Group does not have any derivatives that are subject to novation, the application of these amendments has had no impact on the disclosures or on the amounts recognised in the Group’s consolidated financial statements.

HK(IFRIC) – Int 21 Levies

The Group has applied HK(IFRIC) – Int 21 Levies for the first time in the current year. HK(IFRIC) – Int 21 addresses the issue as to when to recognise a liability to pay a levy imposed by a government. The Interpretation defines a levy, and specifies that the obligating event that gives rise to the liability is the activity that triggers the payment of the levy, as identified by legislation. The Interpretation provides guidance on how different levy arrangements should be accounted for, in particular, it clarifies that neither economic compulsion nor the going concern basis of financial statements preparation implies that an entity has a present obligation to pay a levy that will be triggered by operating in a future period.

HK(IFRIC) – Int 21 has been applied retrospectively. The application of this Interpretation has had no material impact on the disclosures or on the amounts recognised in the Group’s consolidated financial statements.

NOTES TO THE CONSOLIDATED FINANCIAL STATEMENTS

For the year ended 31 March 2015

2. APPLICATION OF NEW AND REVISED HONG KONG FINANCIAL REPORTING STANDARDS (“HKFRSs”) (Continued)

New and revised HKFRSs in issue but not yet effective

The Group has not early applied the following new and revised HKFRSs that have been issued but are not yet effective:

| | |
|--|--|
| HKFRS 9 | Financial Instruments ⁴ |
| HKFRS 14 | Regulatory Deferral Accounts ⁵ |
| HKFRS 15 | Revenue from Contracts with Customers ³ |
| HKAS 1 (Amendments) | Disclosure Initiative ² |
| HKFRS 10 and HKAS 28 (2011) (Amendments) | Sale or Contribution of Assets between an Investor and its Associate or Joint Venture ² |
| HKFRS 11(Amendments) | Accounting for Acquisition of Interest in Joint Operations ² |
| HKAS 16 and HKAS 38 (Amendments) | Clarification of Acceptable Methods of Depreciation and Amortisation ² |
| HKAS 16 and HKAS 41 (Amendments) | Agriculture: Bearer Plants ² |
| HKAS 19 (Amendments) | Defined Benefit Plans: Employee Contributions ¹ |
| HKAS 27 (2011) (Amendments) | Equity Method in Separate Financial Statements ² |
| HKFRS 10, HKFRS 12 and HKAS 28 (2011) (Amendments) | Investment Entities: Applying the Consolidation Exception ² |
| Amendments to HKFRSs | Annual Improvements to HKFRSs 2010-2012 Cycle ⁶ |
| Amendments to HKFRSs | Annual Improvements to HKFRSs 2011-2013 Cycle ¹ |
| Amendments to HKFRSs | Annual Improvements to HKFRSs 2012-2014 Cycle ² |

¹ Effective for annual periods beginning on or after 1 July 2014, with earlier application permitted

² Effective for annual periods beginning on or after 1 January 2016, with earlier application permitted

³ Effective for annual periods beginning on or after 1 January 2017, with earlier application permitted

⁴ Effective for annual periods beginning on or after 1 January 2018, with earlier application permitted

⁵ Effective for an entity that first adopts HKFRSs for its annual financial statements beginning on or after 1 January 2016 and therefore is not applicable to the Group as the Group is not a first-time adopter of HKFRSs

⁶ Effective for annual periods beginning on or after 1 July 2014, with limited exceptions

HKFRS 9 Financial Instruments

HKFRS 9 issued in 2009 introduced new requirements for the classification and measurement of financial assets. HKFRS 9 was amended in 2010 to include requirements for the classification and measurement of financial liabilities and for derecognition, and further amended in 2013 to include the new requirements for general hedge accounting. Another revised version of HKFRS 9 was issued in 2014 mainly to include a) impairment requirements for financial assets and b) limited amendments to the classification and measurement requirements by introducing a ‘fair value through other comprehensive income’ (FVTOCI) measurement category for certain simple debt instruments.

NOTES TO THE CONSOLIDATED FINANCIAL STATEMENTS

For the year ended 31 March 2015

2. APPLICATION OF NEW AND REVISED HONG KONG FINANCIAL REPORTING STANDARDS (“HKFRSs”) (Continued)

New and revised HKFRSs in issue but not yet effective (Continued)

HKFRS 9 Financial Instruments (Continued)

Key requirements of HKFRS 9 are described below:

- All recognised financial assets that are within the scope of HKAS 39 Financial Instruments: Recognition and Measurement are subsequently measured at amortised cost or fair value. Specifically, debt investments that are held within a business model whose objective is to collect the contractual cash flows, and that have contractual cash flows that are solely payments of principal and interest on the principal outstanding are generally measured at amortised cost at the end of subsequent accounting periods. Debt instruments that are held within a business model whose objective is achieved both by collecting contractual cash flows and selling financial assets, and that have contractual terms of the financial asset give rise on specified dates to cash flows that are solely payments of principal and interest on the principal amount outstanding, are measured at FVTOCI. All other debt investments and equity investments are measured at their fair value at the end of subsequent accounting periods. In addition, under HKFRS 9, entities may make an irrevocable election to present subsequent changes in the fair value of an equity investment (that is not held for trading) in other comprehensive income, with only dividend income generally recognised in profit or loss.
- With regard to the measurement of financial liabilities designated as at fair value through profit or loss, HKFRS 9 requires that the amount of change in the fair value of the financial liability that is attributable to changes in the credit risk of that liability is presented in other comprehensive income, unless the recognition of the effects of changes in the liability’s credit risk in other comprehensive income would create or enlarge an accounting mismatch in profit or loss. Changes in fair value of financial liabilities attributable to changes in the financial liabilities’ credit risk are not subsequently reclassified to profit or loss. Under HKAS 39, the entire amount of the change in the fair value of the financial liability designated as fair value through profit or loss was presented in profit or loss.
- In relation to the impairment of financial assets, HKFRS 9 requires an expected credit loss model, as opposed to an incurred credit loss model under HKAS 39. The expected credit loss model requires an entity to account for expected credit losses and changes in those expected credit losses at each reporting date to reflect changes in credit risk since initial recognition. In other words, it is no longer necessary for a credit event to have occurred before credit losses are recognised.
- The new general hedge accounting requirements retain the three types of hedge accounting. However, greater flexibility has been introduced to the types of transactions eligible for hedge accounting, specifically broadening the types of instruments that qualify for hedging instruments and the types of risk components of non-financial items that are eligible for hedge accounting. In addition, the effectiveness test has been overhauled and replaced with the principle of an ‘economic relationship’. Retrospective assessment of hedge effectiveness is also no longer required. Enhanced disclosure requirements about an entity’s risk management activities have also been introduced.

The directors of the Company anticipate that the application of HKFRS 9 in the future may have a material impact on amounts reported in respect of the Group’s financial assets and financial liabilities. Regarding the Group’s financial assets, it is not practicable to provide a reasonable estimate of that effect until a detailed review has been completed.

NOTES TO THE CONSOLIDATED FINANCIAL STATEMENTS

For the year ended 31 March 2015

2. APPLICATION OF NEW AND REVISED HONG KONG FINANCIAL REPORTING STANDARDS (“HKFRSs”) (Continued)

New and revised HKFRSs in issue but not yet effective (Continued)

HKFRS 15 Revenue from Contracts with Customers

In July 2014, HKFRS 15 was issued which establishes a single comprehensive model for entities to use in accounting for revenue arising from contracts with customers. HKFRS 15 will supersede the current revenue recognition guidance including HKAS 18 Revenue, HKAS 11 Construction Contracts and the related Interpretations when it becomes effective.

The core principle of HKFRS 15 is that an entity should recognise revenue to depict the transfer of promised goods or services to customers in an amount that reflects the consideration to which the entity expects to be entitled in exchange for those goods or services. Specifically, the Standard introduces a 5-step approach to revenue recognition:

Step 1: Identify the contract(s) with a customer

Step 2: Identify the performance obligations in the contract

Step 3: Determine the transaction price

Step 4: Allocate the transaction price to the performance obligations in the contract

Step 5: Recognise revenue when (or as) the entity satisfies a performance obligation

Under HKFRS 15, an entity recognises revenue when (or as) a performance obligation is satisfied, i.e. when ‘control’ of the goods or services underlying the particular performance obligation is transferred to the customer. Far more prescriptive guidance has been added in HKFRS 15 to deal with specific scenarios. Furthermore, extensive disclosures are required by HKFRS 15.

The directors of the Company anticipate that the application of HKFRS 15 in the future may have a material impact on the amounts reported and disclosures made in the Group’s consolidated financial statements. However, it is not practicable to provide a reasonable estimate of the effect of HKFRS 15 until the Group performs a detailed review.

Amendments to HKFRS 11 Accounting for Acquisitions of Interests in Joint Operations

The amendments to HKFRS 11 provide guidance on how to account for the acquisition of a joint operation that constitutes a business as defined in HKFRS 3 Business Combinations. Specifically, the amendments state that the relevant principles on accounting for business combinations in HKFRS 3 and other standards (e.g. HKAS 36 Impairment of Assets regarding impairment testing of a cash generating unit to which goodwill on acquisition of a joint operation has been allocated) should be applied. The same requirements should be applied to the formation of a joint operation if and only if an existing business is contributed to the joint operation by one of the parties that participate in the joint operation.

A joint operator is also required to disclose the relevant information required by HKFRS 3 and other standards for business combinations.

The amendments to HKFRS 11 apply prospectively for annual periods beginning on or after 1 January 2016. The directors of the Company do not anticipate that the application of these amendments to HKFRS 11 will have a material impact on the Group’s consolidated financial statements.

NOTES TO THE CONSOLIDATED FINANCIAL STATEMENTS

For the year ended 31 March 2015

2. APPLICATION OF NEW AND REVISED HONG KONG FINANCIAL REPORTING STANDARDS (“HKFRSs”) (Continued)

New and revised HKFRSs in issue but not yet effective (Continued)

Amendments to HKAS 16 and HKAS 38 Clarification of Acceptable Methods of Depreciation and Amortisation

The amendments to HKAS 16 prohibit entities from using a revenue-based depreciation method for items of property, plant and equipment. The amendments to HKAS 38 introduce a rebuttable presumption that revenue is not an appropriate basis for amortisation of an intangible asset. This presumption can only be rebutted in the following two limited circumstances:

- (a) when the intangible asset is expressed as a measure of revenue; or
- (b) when it can be demonstrated that revenue and consumption of the economic benefits of the intangible asset are highly correlated.

The amendments apply prospectively for annual periods beginning on or after 1 January 2016. Currently, the Group uses the straight-line method for depreciation and amortisation for its property, plant and equipment, and leasehold land respectively. The directors of the Company believe that the straight-line method is the most appropriate method to reflect the consumption of economic benefits inherent in the respective assets and accordingly, the directors of the Company do not anticipate that the application of these amendments to HKAS 16 and HKAS 38 will have a material impact on the Group’s consolidated financial statements.

Amendments to HKAS 16 and HKAS 41 Agriculture: Bearer Plants

The amendments to HKAS 16 and HKAS 41 define a bearer plant and require biological assets that meet the definition of a bearer plant to be accounted for as property, plant and equipment in accordance with HKAS 16, instead of HKAS 41. The produce growing on bearer plants continues to be accounted for in accordance with HKAS 41.

The directors of the Company do not anticipate that the application of these amendments to HKAS 16 and HKAS 41 will have impact on the Group’s consolidated financial statements as the Group is not engaged in agricultural activities.

NOTES TO THE CONSOLIDATED FINANCIAL STATEMENTS

For the year ended 31 March 2015

2. APPLICATION OF NEW AND REVISED HONG KONG FINANCIAL REPORTING STANDARDS (“HKFRSs”) (Continued)

New and revised HKFRSs in issue but not yet effective (Continued)

Amendments to HKAS 19 Defined Benefit Plans: Employee Contributions

The amendments to HKAS 19 clarify how an entity should account for contributions made by employees or third parties to defined benefit plans, based on whether those contributions are dependent on the number of years of service provided by the employee.

For contributions that are independent of the number of years of service, the entity may either recognise the contributions as a reduction in the service cost in the period in which the related service is rendered, or to attribute them to the employees’ periods of service using the projected unit credit method; whereas for contributions that are dependent on the number of years of service, the entity is required to attribute them to the employees’ periods of service.

The directors of the Company do not anticipate that the application of these amendments to HKAS 19 will have any impact on the Group’s consolidated financial statements as the Group does not have any defined benefit plans.

Amendments to HKAS 27 Equity Method in Separate Financial Statements

The amendments allow an entity to account for investments in subsidiaries, joint ventures and associates in its separate financial statements:

- At cost;
- In accordance with HKFRS 9 Financial Instruments (or HKAS 39 Financial Instruments: Recognition and Measurement for entities that have not yet adopted HKFRS 9); or
- Using the equity method as described in HKAS 28 Investments in Associates and Joint Ventures.

The accounting option must be applied by category of investments.

The amendments also clarify that when a parent ceases to be an investment entity, or becomes an investment entity, it shall account for the change from the date when the change in status occurred.

In addition to the amendments to HKAS 27, there are consequential amendments to HKAS 28 to avoid a potential conflict with HKFRS 10 Consolidated Financial Statements and to HKFRS 1 First time Adoption of Hong Kong Financial Reporting Standards.

The directors of the Company do not anticipate that the application of these amendments to HKAS 27 will have a material impact on the Group’s consolidated financial statements.

NOTES TO THE CONSOLIDATED FINANCIAL STATEMENTS

For the year ended 31 March 2015

2. APPLICATION OF NEW AND REVISED HONG KONG FINANCIAL REPORTING STANDARDS (“HKFRSs”) (Continued)

New and revised HKFRSs in issue but not yet effective (Continued)

Amendments to HKFRS 10 and HKAS 28 Sale or Contribution of Assets between an Investor and its Associate or Joint Venture

Amendments to HKAS 28:

- The requirements on gains and losses resulting from transactions between an entity and its associate or joint venture have been amended to relate only to assets that do not constitute a business.
- A new requirement has been introduced that gains or losses from downstream transactions involving assets that constitute a business between an entity and its associate or joint venture must be recognised in full in the investor’s financial statements.
- A requirement has been added that an entity needs to consider whether assets that are sold or contributed in separate transactions constitute a business and should be accounted for as a single transaction.

Amendments to HKFRS 10:

An exception from the general requirement of full gain or loss recognition has been introduced into HKFRS 10 for the loss control of a subsidiary that does not contain a business in a transaction with an associate or a joint venture that is accounted for using the equity method.

New guidance has been introduced requiring that gains or losses resulting from those transactions are recognised in the parent’s profit or loss only to the extent of the unrelated investors’ interests in that associate or joint venture. Similarly, gains and losses resulting from the remeasurement at fair value of investments retained in any former subsidiary that has become an associate or a joint venture that is accounted for using the equity method are recognised in the former parent’s profit or loss only to the extent of the unrelated investors’ interests in the new associate or joint venture.

The directors of the Company do not anticipate that the application of these amendments to HKFRS 10 and HKAS 28 will have a material impact on the Group’s consolidated financial statements.

NOTES TO THE CONSOLIDATED FINANCIAL STATEMENTS

For the year ended 31 March 2015

3. SIGNIFICANT ACCOUNTING POLICIES

Statement of compliance

The consolidated financial statements have been prepared in accordance with Hong Kong Financial Reporting Standards issued by the HKICPA. In addition, the consolidated financial statements include applicable disclosures required by the Rules Governing the Listing of Securities on the Stock Exchange of Hong Kong Limited and by the Hong Kong Companies Ordinance.

Basis of preparation

The consolidated financial statements have been prepared on the historical cost basis except for certain investment properties and financial instruments that are measured at fair values at the end of each reporting period, as explained in the accounting policies below.

Historical cost is generally based on the fair value of the consideration given in exchange for assets.

Fair value is the price that would be received to sell an asset or paid to transfer a liability in an orderly transaction between market participants at the measurement date, regardless of whether that price is directly observable or estimated using another valuation technique. In estimating the fair value of an asset or a liability, the Group takes into account the characteristics of the asset or liability if market participants would take those characteristics into account when pricing the asset or liability at the measurement date. Fair value for measurement and/or disclosure purposes in these consolidated financial statements is determined on such a basis, except for share-based payment transactions that are within the scope of HKFRS 2, leasing transactions that are within the scope of HKAS 17, and measurements that have some similarities to fair value but are not fair value, such as net realisable value in HKAS 2 or value in use in HKAS 36.

In addition, for financial reporting purposes, fair value measurements are categorised into Level 1, 2 or 3 based on the degree to which the inputs to the fair value measurements are observable and the significance of the inputs to the fair value measurement in its entirety, which are described as follows:

- Level 1 inputs are quoted prices (unadjusted) in active markets for identical assets or liabilities that the entity can access at the measurement date;
- Level 2 inputs are inputs, other than quoted prices included within Level 1, that are observable for the asset or liability, either directly or indirectly; and
- Level 3 inputs are unobservable inputs for the asset or liability.

The principal accounting policies are set out below.

NOTES TO THE CONSOLIDATED FINANCIAL STATEMENTS

For the year ended 31 March 2015

3. SIGNIFICANT ACCOUNTING POLICIES (Continued)

Basis of consolidation

The consolidated financial statements incorporate the financial statements of the Company and entities (including structured entities) controlled by the Company and its subsidiaries.

Control is achieved when the Company:

- has power over the investee;
- is exposed, or has rights, to variable returns from its involvement with the investee; and
- has the ability to use its power to affect its returns.

The Group reassesses whether or not it controls an investee if facts and circumstances indicate that there are changes to one or more of the three elements of control listed above.

When the Group has less than a majority of the voting rights of an investee, it has power over the investee when the voting rights are sufficient to give it the practical ability to direct the relevant activities of the investee unilaterally. The Group considers all relevant facts and circumstances in assessing whether or not the Group's voting rights in an investee are sufficient to give it power, including:

- the size of the Group's holding of voting rights relative to the size and dispersion of holdings of the other vote holders;
- potential voting rights held by the Group, other vote holders or other parties;
- rights arising from other contractual arrangements; and
- any additional facts and circumstances that indicate that the Group has, or does not have, the current ability to direct the relevant activities at the time that decisions need to be made, including voting patterns at previous shareholders' meetings.

Consolidation of a subsidiary begins when the Group obtains control over the subsidiary and ceases when the Group loses control of the subsidiary. Specifically, income and expenses of a subsidiary acquired or disposed of during the year are included in the consolidated statement of profit or loss and other comprehensive income from the date the Group gains control until the date when the Group ceases to control the subsidiary.

Profit or loss and each item of other comprehensive income are attributed to the owners of the Company and to the non-controlling interests. Total comprehensive income of subsidiaries is attributed to the owners of the Company and to the non-controlling interests even if this results in the non-controlling interests having a deficit balance.

NOTES TO THE CONSOLIDATED FINANCIAL STATEMENTS

For the year ended 31 March 2015

3. SIGNIFICANT ACCOUNTING POLICIES (Continued)

Basis of consolidation (Continued)

When necessary, adjustments are made to the financial statements of subsidiaries to bring their accounting policies into line with the Group's accounting policies.

All intragroup assets and liabilities, equity, income, expenses and cash flows relating to transactions between members of the Group are eliminated in full on consolidation.

Changes in the Group's ownership interests in existing subsidiaries

Changes in the Group's ownership interests in existing subsidiaries that do not result in the Group losing control over the subsidiaries are accounted for as equity transactions. The carrying amounts of the Group's interests and the non-controlling interests are adjusted to reflect the changes in their relative interests in the subsidiaries. Any difference between the amount by which the non-controlling interests are adjusted and the fair value of the consideration paid or received is recognised directly in equity and attributed to owners of the Company.

When the Group loses control of a subsidiary, a gain or loss is recognised in profit or loss and is calculated as the difference between (i) the aggregate of the fair value of the consideration received and the fair value of any retained interest and (ii) the previous carrying amount of the assets (including goodwill), and liabilities of the subsidiary and any non-controlling interests. All amounts previously recognised in other comprehensive income in relation to that subsidiary are accounted for as if the Group had directly disposed of the related assets or liabilities of the subsidiary (i.e. reclassified to profit or loss or transferred to another category of equity as specified/permitted by applicable HKFRSs). The fair value of any investment retained in the former subsidiary at the date when control is lost is regarded as the fair value on initial recognition for subsequent accounting under HKAS 39, when applicable, the cost on initial recognition of an investment in an associate or a joint venture.

NOTES TO THE CONSOLIDATED FINANCIAL STATEMENTS

For the year ended 31 March 2015

3. SIGNIFICANT ACCOUNTING POLICIES (Continued)

Business combinations

Acquisitions of businesses are accounted for using the acquisition method. The consideration transferred in a business combination is measured at fair value, which is calculated as the sum of the acquisition-date fair values of the assets transferred by the Group, liabilities incurred by the Group to the former owners of the acquiree and the equity interests issued by the Group in exchange for control of the acquiree. Acquisition-related costs are generally recognised in profit or loss as incurred.

At the acquisition date, the identifiable assets acquired and the liabilities assumed are recognised at their fair value, except that:

- deferred tax assets or liabilities, and assets or liabilities related to employee benefit arrangements are recognised and measured in accordance with HKAS 12 Income Taxes and HKAS 19 Employee Benefits respectively;
- liabilities or equity instruments related to share-based payment arrangements of the acquiree or share-based payment arrangements of the Group entered into to replace share-based payment arrangements of the acquiree are measured in accordance with HKFRS 2 Share-based Payment at the acquisition date (see the accounting policy below); and
- assets (or disposal groups) that are classified as held for sale in accordance with HKFRS 5 Non-current Assets Held for Sale and Discontinued Operations are measured in accordance with that Standard.

Goodwill is measured as the excess of the sum of the consideration transferred, the amount of any non-controlling interests in the acquiree, and the fair value of the acquirer's previously held equity interest in the acquiree (if any) over the net of the acquisition-date amounts of the identifiable assets acquired and the liabilities assumed. If, after reassessment, the net of the acquisition-date amounts of the identifiable assets acquired and liabilities assumed exceeds the sum of the consideration transferred, the amount of any non-controlling interests in the acquiree and the fair value of the acquirer's previously held interest in the acquiree (if any), the excess is recognised immediately in profit or loss as a bargain purchase gain.

Non-controlling interests that are present ownership interests and entitle their holders to a proportionate share of the entity's net assets in the event of liquidation may be initially measured either at fair value or at the non-controlling interests' proportionate share of the recognised amounts of the acquiree's identifiable net assets. The choice of measurement basis is made on a transaction-by-transaction basis. Other types of non-controlling interests are measured at their fair value or, when applicable, on the basis specified in another HKFRS.

When the consideration transferred by the Group in a business combination includes assets or liabilities resulting from a contingent consideration arrangement, the contingent consideration is measured at its acquisition-date fair value and included as part of the consideration transferred in a business combination. Changes in the fair value of the contingent consideration that qualify as measurement period adjustments are adjusted retrospectively, with the corresponding adjustments against goodwill. Measurement period adjustments are adjustments that arise from additional information obtained during the "measurement period" (which cannot exceed one year from the acquisition date) about facts and circumstances that existed at the acquisition date.

NOTES TO THE CONSOLIDATED FINANCIAL STATEMENTS

For the year ended 31 March 2015

3. SIGNIFICANT ACCOUNTING POLICIES (Continued)

Business combinations (Continued)

The subsequent accounting for changes in the fair value of the contingent consideration that do not qualify as measurement period adjustments depends on how the contingent consideration is classified. Contingent consideration that is classified as equity is not remeasured at subsequent reporting dates and its subsequent settlement is accounted for within equity. Contingent consideration that is classified as an asset or a liability is remeasured at subsequent reporting dates in accordance with HKAS 39, or HKAS 37 Provisions, Contingent Liabilities and Contingent Assets, as appropriate, with the corresponding gain or loss being recognised in profit or loss.

When a business combination is achieved in stages, the Group's previously held equity interest in the acquiree is remeasured to fair value at the acquisition date (i.e. the date when the Group obtains control) and the resulting gain or loss, if any, is recognised in profit or loss. Amounts arising from interests in the acquiree prior to the acquisition date that have previously been recognised in other comprehensive income are reclassified to profit or loss where such treatment would be appropriate if that interest were disposed of.

If the initial accounting for a business combination is incomplete by the end of the reporting period in which the combination occurs, the Group reports provisional amounts for the items for which the accounting is incomplete. Those provisional amounts are adjusted during the measurement period (see above), or additional assets or liabilities are recognised, to reflect new information obtained about facts and circumstances that existed at the acquisition date that, if known, have affected the amounts recognised at that date.

Goodwill

Goodwill arising on an acquisition of a business is carried at cost as established at the date of acquisition of the business (see the accounting policy above) less accumulated impairment losses, if any.

For the purposes of impairment testing, goodwill is allocated to each of the Group's cash-generating units (or groups of cash-generating units) that is expected to benefit from the synergies of the combination.

A cash-generating unit to which goodwill has been allocated is tested for impairment annually, or more frequently when there is indication that the unit may be impaired. If the recoverable amount of the cash-generating unit is less than its carrying amount, the impairment loss is allocated first to reduce the carrying amount of any goodwill allocated to the unit and then to the other assets of the unit on a pro-rata basis based on the carrying amount of each asset in the unit. Any impairment loss for goodwill is recognised directly in profit or loss. An impairment loss recognised for goodwill is not reversed in subsequent periods.

On disposal of the relevant cash-generating unit, the attributable amount of goodwill is included in the determination of the profit or loss on disposal.

The Group's policy for goodwill arising on the acquisition of an associate is described in interest in associates section.

NOTES TO THE CONSOLIDATED FINANCIAL STATEMENTS

For the year ended 31 March 2015

3. SIGNIFICANT ACCOUNTING POLICIES (Continued)

Interests in subsidiaries

Interests in subsidiaries are included in the Company's statement of financial position at cost less any identified impairment loss.

Interests in associates

An associate is an entity over which the Group has significant influence. Significant influence is the power to participate in the financial and operating policy decisions of the investee but is not control or joint control over those policies.

The results and assets and liabilities of associates are incorporated in these consolidated financial statements using the equity method of accounting, except when the investment, or a portion thereof, is classified as held for sale, in which case it is accounted for in accordance with HKFRS 5. Under the equity method, an investment in an associate is initially recognised in the consolidated statement of financial position at cost and adjusted thereafter to recognise the Group's share of the profit or loss and other comprehensive income of the associate. When the Group's share of losses of an associate exceeds the Group's interest in that associate (which includes any long-term interests that, in substance, form part of the Group's net investment in the associate), the Group discontinues recognising its share of further losses. Additional losses are recognised only to the extent that the Group has incurred legal or constructive obligations or made payments on behalf of the associate.

An investment in an associate is accounted for using the equity method from the date on which the investee becomes an associate. On acquisition of the investment in an associate, any excess of the cost of the investment over the Group's share of the net fair value of the identifiable assets and liabilities of the investee is recognised as goodwill, which is included within the carrying amount of the investment. Any excess of the Group's share of the net fair value of the identifiable assets and liabilities over the cost of the investment, after reassessment, is recognised immediately in profit or loss in the period in which the investment is acquired.

The requirements of HKAS 39 are applied to determine whether it is necessary to recognise any impairment loss with respect to the Group's investment in an associate. When necessary, the entire carrying amount of the investment (including goodwill) is tested for impairment in accordance with HKAS 36 Impairment of Assets as a single asset by comparing its recoverable amount (higher of value in use and fair value less costs to sell) with its carrying amount. Any impairment loss recognised forms part of the carrying amount of the investment. Any reversal of that impairment loss is recognised in accordance with HKAS 36 to the extent that the recoverable amount of the investment subsequently increases.

NOTES TO THE CONSOLIDATED FINANCIAL STATEMENTS

For the year ended 31 March 2015

3. SIGNIFICANT ACCOUNTING POLICIES (Continued)

Interests in associates (Continued)

The Group discontinues the use of the equity method from the date when the investment ceases to be an associate, or when the investment (or a portion thereof) is classified as held for sale. When the Group retains an interest in the former associate and the retained interest is a financial asset, the Group measures the retained interest at fair value at that date and the fair value is regarded as its fair value on initial recognition in accordance with HKAS 39. The difference between the carrying amount of the associate at the date the equity method was discontinued, and the fair value of any retained interest and any proceeds from disposing of a part interest in the associate is included in the determination of the gain or loss on disposal of the associate. In addition, the Group accounts for all amounts previously recognised in other comprehensive income in relation to that associate on the same basis as would be required if that associate had directly disposed of the related assets or liabilities. Therefore, if a gain or loss previously recognised in other comprehensive income by that associate would be reclassified to profit or loss on the disposal of the related assets or liabilities, the Group reclassifies the gain or loss from equity to profit or loss (as a reclassification adjustment) when the equity method is discontinued.

The Group continues to use the equity method when an investment in an associate becomes an investment in a joint venture or an investment in a joint venture becomes an investment in an associate. There is no remeasurement to fair value upon such changes in ownership interests.

When the Group reduces its ownership interest in an associate but the Group continues to use the equity method, the Group reclassifies to profit or loss the proportion of the gain or loss that had previously been recognised in other comprehensive income relating to that reduction in ownership interest if that gain or loss would be reclassified to profit or loss on the disposal of the related assets or liabilities.

When a group entity transacts with an associate of the Group (such as a sale or contribution of assets), profits and losses resulting from the transactions with the associate are recognised in the Group's consolidated financial statements only to the extent of interests in the associate that are not related to the Group.

Investment properties

Investment properties are properties held to earn rentals and/or for capital appreciation (including property under construction for such purposes). Investment properties are measured initially at cost, including transaction costs. Subsequent to initial recognition, investment properties are measured at fair value. Gains and losses arising from changes in the fair value of investment properties are included in profit or loss in the period in which they arise.

NOTES TO THE CONSOLIDATED FINANCIAL STATEMENTS

For the year ended 31 March 2015

3. SIGNIFICANT ACCOUNTING POLICIES (Continued)

Investment properties (Continued)

An investment property is derecognised upon disposal or when the investment property is permanently withdrawn from use and no future economic benefits are expected from the disposal. Any gain or loss arising on derecognition of the property (calculated as the difference between the net disposal proceeds and the carrying amount of the asset) is included in profit or loss in the period in which the property is derecognised.

Leasehold land

Leasehold land is up-front payments to acquire long-term interests in lessee-occupied properties. Leasehold land is stated at cost and are amortised over the period of the lease on a straight-line basis to the consolidated statement of profit or loss and other comprehensive income.

Property, plant and equipment

Property, plant and equipment including buildings and leasehold land held for own administrative purposes, are stated in the consolidated statement of financial position at cost, less subsequent accumulated depreciation and subsequent accumulated impairment losses, if any.

Depreciation is recognised so as to write off the cost of assets less their residual values over their useful life, using the straight-line method, at the following rates per annum:

| | |
|--------------------------------|--|
| Leasehold buildings | 4% or over the terms of the lease, if higher |
| Furniture and office equipment | 20% |
| Leasehold improvement | 10% |
| Motor vehicles | 25% |

Assets held under finance leases are depreciated over their expected useful life on the same basis as owned assets or, where shorter, the term of the relevant lease.

An item of property, plant and equipment is derecognised upon disposal or when no future economic benefits are expected to arise from the continued use of the asset. Any gain or loss arising on the disposal or retirement of an item of property, plant and equipment is determined as the difference between the sales proceeds and the carrying amount of the asset and is recognised in profit or loss.

NOTES TO THE CONSOLIDATED FINANCIAL STATEMENTS

For the year ended 31 March 2015

3. SIGNIFICANT ACCOUNTING POLICIES (Continued)

Impairment of tangible and intangible assets other than goodwill

At the end of each reporting period, the Group reviews the carrying amounts of its tangible and intangible assets with finite useful lives to determine whether there is any indication that those assets have suffered an impairment loss. If any such indication exists, the recoverable amount of the asset is estimated in order to determine the extent of the impairment loss (if any). When it is not possible to estimate the recoverable amount of an individual asset, the Group estimates the recoverable amount of the cash-generating unit to which the asset belongs. When a reasonable and consistent basis of allocation can be identified, corporate assets are also allocated to individual cash-generating units, or otherwise they are allocated to the smallest group of cash-generating units for which a reasonable and consistent allocation basis can be identified.

Intangible assets with indefinite useful lives and intangible assets not yet available for use are tested for impairment at least annually, and whenever there is an indication that the asset may be impaired.

Recoverable amount is the higher of fair value less costs to sell and value in use. In assessing value in use, the estimated future cash flows are discounted to their present value using a pre-tax discount rate that reflects current market assessments of the time value of money and the risks specific to the asset for which the estimates of future cash flows have not been adjusted.

If the recoverable amount of an asset (or a cash-generating unit) is estimated to be less than its carrying amount, the carrying amount of the asset (or the cash-generating unit) is reduced to its recoverable amount. An impairment loss is recognised immediately in profit or loss.

When an impairment loss subsequently reverses, the carrying amount of the asset (or cash-generating unit) is increased to the revised estimate of its recoverable amount, but so that the increased carrying amount does not exceed the carrying amount that would have been determined had no impairment loss been recognised for the asset (or cash-generating unit) in prior years. A reversal of an impairment loss is recognised immediately in profit or loss.

Revenue recognition

Rental income is recognised on a straight-line basis over the respective lease terms. When the Group provides incentives to its tenants, the cost of incentives is recognised over the lease term, on a straight-line basis, as a reduction of rental income.

Interest income is accrued on a time basis, by reference to the principal outstanding and the interest rate applicable.

Dividend income from financial assets held for trading is recognised when the Group's right to receive payment has been established.

NOTES TO THE CONSOLIDATED FINANCIAL STATEMENTS

For the year ended 31 March 2015

3. SIGNIFICANT ACCOUNTING POLICIES (Continued)

Leasing

Leases are classified as finance leases whenever the terms of the lease transfer substantially all the risks and rewards of ownership to the lessee. All other leases are classified as operating leases.

The Group as lessor

Rental income from operating leases is recognised on a straight-line basis over the term of the relevant lease. Initial direct costs incurred in negotiating and arranging an operating lease are added to the carrying amount of the leased asset and recognised on a straight-line basis over the lease term.

The Group as lessee

Operating lease payments are recognised as an expense on a straight-line basis over the lease term, except where another systematic basis is more representative of the time pattern in which economic benefits from the leased asset are consumed. Contingent rentals arising under operating leases are recognised as an expense in the period in which they are incurred.

In the event that lease incentives are received to enter into operating lease, such incentives are recognised as a liability. The aggregate benefit of incentives is recognised as a reduction of rental expense on a straight-line basis, except where another systematic basis is more representative of the time pattern in which economic benefits from the leased assets are consumed.

Leasehold land for own use

When a lease includes both land and building elements, the Group assesses the classification of each element as a finance or an operating lease separately based on the assessment as to whether substantially all the risks and rewards incidental to ownership of each element have been transferred to the Group, unless it is clear that both elements are operating leases in which case the entire lease is classified as an operating lease. Specifically, the minimum lease payments (including any lump sum upfront payments) are allocated between the land and the building elements in proportion to the relative fair values of the leasehold interests in the land element and building element of the lease at the inception of the lease.

To the extent the allocation of the lease payments can be made reliably, interest in leasehold land that is accounted for as an operating lease is presented as 'prepaid lease payments' in the consolidated statement of financial position and is amortised over the lease term on a straight-line basis. When the lease payments cannot be allocated reliably between the land and building elements, the entire lease is generally classified as a finance lease and accounted for as property, plant and equipment.

Foreign currencies

In preparing the financial statements of each individual group entity, transactions in currencies other than the entity's functional currency are recognised at the rates of exchange prevailing at the dates of the transactions. At the end of the reporting period, monetary items denominated in foreign currencies are retranslated at the rates prevailing at that date. Non-monetary items carried at fair value that are denominated in foreign currencies are retranslated at the rates prevailing at the date when the fair value was determined. Non-monetary items that are measured in terms of historical cost in a foreign currency are not retranslated.

NOTES TO THE CONSOLIDATED FINANCIAL STATEMENTS

For the year ended 31 March 2015

3. SIGNIFICANT ACCOUNTING POLICIES (Continued)

Foreign currencies (Continued)

Exchange differences on monetary items are recognised in profit or loss in the period in which they arise except for:

- exchange differences on foreign currency borrowings relating to assets under construction for future productive use, which are included in the cost of those assets when they are regarded as an adjustment to interest costs on those foreign currency borrowings;
- exchange differences on transactions entered into in order to hedge certain foreign currency risks (see the accounting policies below); and
- exchange differences on monetary items receivable from or payable to a foreign operation for which settlement is neither planned nor likely to occur (therefore forming part of the net investment in the foreign operation), which are recognised initially in other comprehensive income and reclassified from equity to profit or loss on repayment of the monetary items.

For the purposes of presenting consolidated financial statements, the assets and liabilities of the Group's foreign operations are translated into the presentation currency of the Group (i.e. Hong Kong dollars) using exchange rates prevailing at the end of each reporting period. Income and expense items are translated at the average exchange rates for the period, unless exchange rates fluctuate significantly during that period, in which case the exchange rates at the dates of the transactions are used. Exchange differences arising, if any, are recognised in other comprehensive income and accumulated in equity under the heading of foreign currency translation reserve (attributed to non-controlling interests as appropriate).

On the disposal of a foreign operation (i.e. a disposal of the Group's entire interest in a foreign operation, or a disposal involving loss of control over a subsidiary that includes a foreign operation, a disposal involving loss of joint control over a jointly controlled entity that includes a foreign operation, or a disposal involving loss of significant influence over an associate that includes a foreign operation), all of the exchange differences accumulated in equity in respect of that operation attributable to the owners of the Company are reclassified to profit or loss.

In addition, in relation to a partial disposal of a subsidiary that does not result in the Group losing control over the subsidiary, the proportionate share of accumulated exchange differences are re-attributed to non-controlling interests and are not recognised in profit or loss. For all other partial disposals (i.e. partial disposals of associates or jointly controlled entities that do not result in the Group losing significant influence or joint control), the proportionate share of the accumulated exchange differences is reclassified to profit or loss.

Goodwill and fair value adjustments on identifiable assets and liabilities acquired arising on the acquisition of a foreign operation are treated as assets and liabilities of the foreign operation and translated at the rate of exchange prevailing at the end of each reporting period. Exchange differences arising are recognised in other comprehensive income.

NOTES TO THE CONSOLIDATED FINANCIAL STATEMENTS

For the year ended 31 March 2015

3. SIGNIFICANT ACCOUNTING POLICIES (Continued)

Retirement benefits scheme

The retirement benefit costs charged to the consolidated statement of profit or loss and other comprehensive income represent the contributions payable in respect of the current year to the Group's Mandatory Provident Fund Scheme.

Borrowing costs

Borrowing costs directly attributable to the acquisition, construction or production of qualifying assets, which are assets that necessarily take a substantial period of time to get ready for their intended use or sale, are added to the cost of those assets, until such time as the assets are substantially ready for their intended use or sale.

Investment income earned on the temporary investment of specific borrowings pending their expenditure on qualifying assets is deducted from the borrowing costs eligible for capitalisation.

All other borrowing costs are recognised in profit or loss in the period in which they are incurred.

Taxation

Income tax expense represents the sum of the tax currently payable and deferred tax.

Current tax

The tax currently payable is based on taxable profit for the year. Taxable profit differs from profit before tax as reported in the consolidated statement of profit or loss and other comprehensive income because of items of income or expense that are taxable or deductible in other years and items that are never taxable or deductible. The Group's liability for current tax is calculated using tax rates that have been enacted or substantively enacted by the end of the reporting period.

Deferred tax

Deferred tax is recognised on temporary differences between the carrying amounts of assets and liabilities in the consolidated financial statements and the corresponding tax bases used in the computation of taxable profit. Deferred tax liabilities are generally recognised for all taxable temporary differences. Deferred tax assets are generally recognised for all deductible temporary differences to the extent that it is probable that taxable profits will be available against which those deductible temporary differences can be utilised. Such deferred tax assets and liabilities are not recognised if the temporary difference arises from goodwill or from the initial recognition (other than in a business combination) of other assets and liabilities in a transaction that affects neither the taxable profit nor the accounting profit.

Deferred tax liabilities are recognised for taxable temporary differences associated with investments in subsidiaries and associates, and interests in joint ventures, except where the Group is able to control the reversal of the temporary difference and it is probable that the temporary difference will not reverse in the foreseeable future. Deferred tax assets arising from deductible temporary differences associated with such investments and interests are only recognised to the extent that it is probable that there will be sufficient taxable profits against which to utilise the benefits of the temporary differences and they are expected to reverse in the foreseeable future.

NOTES TO THE CONSOLIDATED FINANCIAL STATEMENTS

For the year ended 31 March 2015

3. SIGNIFICANT ACCOUNTING POLICIES (Continued)

Taxation (Continued)

Deferred tax (Continued)

The carrying amount of deferred tax assets is reviewed at the end of each reporting period and reduced to the extent that it is no longer probable that sufficient taxable profits will be available to allow all or part of the asset to be recovered.

Deferred tax assets and liabilities are measured at the tax rates that are expected to apply in the period in which the liability is settled or the asset realised, based on tax rates (and tax laws) that have been enacted or substantively enacted by the end of the reporting period.

The measurement of deferred tax liabilities and assets reflects the tax consequences that would follow from the manner in which the Group expects, at the end of the reporting period, to recover or settle the carrying amount of its assets and liabilities.

For the purposes of measuring deferred tax liabilities or deferred tax assets for investment properties that are measured using the fair value model, the carrying amounts of such properties are presumed to be recovered entirely through sale, unless the presumption is rebutted. The presumption is rebutted when the investment property is depreciable and is held within a business model whose objective is to consume substantially all of the economic benefits embodied in the investment property over time, rather than through sale.

Current and deferred tax for the year

Current or deferred tax for the year is recognised in profit or loss, except when they relate to items that are recognised in other comprehensive income or directly in equity, in which case, the current and deferred tax is also recognised in other comprehensive income or directly in equity respectively. Where current tax or deferred tax arises from the initial accounting for a business combination, the tax effect is included in the accounting for the business combination.

Provisions

Provisions are recognised when the Group has a present obligation (legal or constructive) as a result of a past event, it is probable that the Group will be required to settle the obligation, and a reliable estimate can be made of the amount of the obligation.

NOTES TO THE CONSOLIDATED FINANCIAL STATEMENTS

For the year ended 31 March 2015

3. SIGNIFICANT ACCOUNTING POLICIES (Continued)

Provisions (Continued)

The amount recognised as a provision is the best estimate of the consideration required to settle the present obligation at the end of the reporting period, taking into account the risks and uncertainties surrounding the obligation. When a provision is measured using the cash flows estimated to settle the present obligation, its carrying amount is the present value of those cash flows (where the effect of the time value of money is material).

When some or all of the economic benefits required to settle a provision are expected to be recovered from a third party, a receivable is recognised as an asset if it is virtually certain that reimbursement will be received and the amount of the receivable can be measured reliably.

Financial instruments

Financial assets and financial liabilities are recognised when a group entity becomes a party to the contractual provisions of the instrument.

Financial assets and financial liabilities are initially measured at fair value. Transaction costs that are directly attributable to the acquisition or issue of financial assets and financial liabilities (other than financial assets and financial liabilities at fair value through profit or loss) are added to or deducted from the fair value of the financial assets or financial liabilities, as appropriate, on initial recognition. Transaction costs directly attributable to the acquisition of financial assets or financial liabilities at fair value through profit or loss are recognised immediately in profit or loss.

Financial assets

Financial assets are classified into the following specified categories: financial assets “at fair value through profit or loss” (FVTPL), “available-for-sale” (AFS) financial assets and “loans and receivables”. The classification depends on the nature and purpose of the financial assets and is determined at the time of initial recognition. All regular way purchases or sales of financial assets are recognised and derecognised on a trade date basis. Regular way purchases or sales are purchases or sales of financial assets that require delivery of assets within the time frame established by regulation or convention in the marketplace.

NOTES TO THE CONSOLIDATED FINANCIAL STATEMENTS

For the year ended 31 March 2015

3. SIGNIFICANT ACCOUNTING POLICIES (Continued)

Financial instruments (Continued)

Financial assets (Continued)

Effective interest method

The effective interest method is a method of calculating the amortised cost of a debt instrument and of allocating interest income over the relevant period. The effective interest rate is the rate that exactly discounts estimated future cash receipts (including all fees and points paid or received that form an integral part of the effective interest rate, transaction costs and other premiums or discounts) through the expected life of the debt instrument, or, where appropriate, a shorter period to the net carrying amount on initial recognition.

Income is recognised on an effective interest basis for debt instruments other than those financial assets classified as at FVTPL.

Financial assets at FVTPL

Financial assets are classified as at FVTPL when the financial asset is either held for trading or it is designated as at FVTPL.

A financial asset is classified as held for trading if:

- it has been acquired principally for the purpose of selling it in the near future; or
- on initial recognition it is part of a portfolio of identified financial instruments that the Group manages together and has a recent actual pattern of short-term profit-taking; or
- it is a derivative that is not designated and effective as a hedging instrument.

NOTES TO THE CONSOLIDATED FINANCIAL STATEMENTS

For the year ended 31 March 2015

3. SIGNIFICANT ACCOUNTING POLICIES (Continued)

Financial instruments (Continued)

Financial assets (Continued)

Financial assets at FVTPL (Continued)

A financial asset other than a financial asset held for trading may be designated as at FVTPL upon initial recognition if:

- such designation eliminates or significantly reduces a measurement or recognition inconsistency that would otherwise arise; or
- the financial asset forms part of a group of financial assets or financial liabilities or both, which is managed and its performance is evaluated on a fair value basis, in accordance with the Group's documented risk management or investment strategy, and information about the grouping is provided internally on that basis; or
- it forms part of a contract containing one or more embedded derivatives, and HKAS 39 Financial Instruments: Recognition and Measurement permits the entire combined contract (asset or liability) to be designated as at FVTPL.

Financial assets at FVTPL are stated at fair value, with any gains or losses arising on remeasurement recognised in profit or loss. The net gain or loss recognised in profit or loss incorporates any dividend or interest earned on the financial asset and is included in the "other gains and losses" line item in the consolidated statement of profit or loss and other comprehensive income. Fair value is determined in the manner described in note 38.

AFS financial assets

AFS financial assets are non-derivatives that are either designated as available-for-sale or are not classified as (a) loans and receivables or (b) financial assets at FVTPL.

Equity and debt securities held by the Group that are classified as AFS financial assets and are traded in an active market are measured at fair value at the end of each reporting period. Changes in the carrying amount of AFS monetary financial assets relating to interest income calculated using the effective interest method and dividends on AFS equity investments are recognised in profit or loss.

NOTES TO THE CONSOLIDATED FINANCIAL STATEMENTS

For the year ended 31 March 2015

3. SIGNIFICANT ACCOUNTING POLICIES (Continued)

Financial instruments (Continued)

Financial assets (Continued)

AFS financial assets (Continued)

Other changes in the carrying amount of AFS financial assets are recognised in other comprehensive income and accumulated under the heading of investments revaluation reserve. When the investment is disposed of or is determined to be impaired, the cumulative gain or loss previously accumulated in the investments revaluation reserve is reclassified to profit or loss (see the accounting policy in respect of impairment loss on financial assets below).

Dividends on AFS equity investments are recognised in profit or loss when the Group's right to receive the dividends is established.

AFS equity investments that do not have a quoted market price in an active market and whose fair value cannot be reliably measured and derivatives that are linked to and must be settled by delivery of such unquoted equity investments are measured at cost less any identified impairment losses at the end of each reporting period (see the accounting policy in respect of impairment loss on financial assets below).

Loans and receivables

Loans and receivables are non-derivative financial assets with fixed or determinable payments that are not quoted in an active market. Loans and receivables (including trade and other receivables, time deposits, bank balances and cash) are measured at amortised cost using the effective interest method, less any impairment.

Interest income is recognised by applying the effective interest rate, except for short-term receivables when the recognition of interest would be immaterial.

Impairment of financial assets

Financial assets, other than those at FVTPL, are assessed for indicators of impairment at the end of each reporting period. Financial assets are considered to be impaired when there is objective evidence that, as a result of one or more events that occurred after the initial recognition of the financial asset, the estimated future cash flows of the investment have been affected.

NOTES TO THE CONSOLIDATED FINANCIAL STATEMENTS

For the year ended 31 March 2015

3. SIGNIFICANT ACCOUNTING POLICIES (Continued)

Financial instruments (Continued)

Financial assets (Continued)

Impairment of financial assets (Continued)

For AFS equity investments, a significant or prolonged decline in the fair value of the security below its cost is considered to be objective evidence of impairment.

For all other financial assets, objective evidence of impairment could include:

- significant financial difficulty of the issuer or counterparty; or
- breach of contract, such as a default or delinquency in interest or principal payments; or
- it is becoming probable that the borrower will enter bankruptcy or financial re-organisation; or
- the disappearance of an active market for that financial asset because of financial difficulties.

For certain categories of financial asset, such as trade and other receivables, assets that are assessed not to be impaired individually are, in addition, assessed for impairment on a collective basis. Objective evidence of impairment for a portfolio of receivables could include the Group's past experience of collecting payments, an increase in the number of delayed payments in the portfolio past the average credit period, as well as observable changes in national or local economic conditions that correlate with default on receivables.

For financial assets carried at amortised cost, the amount of the impairment loss recognised is the difference between the asset's carrying amount and the present value of estimated future cash flows, discounted at the financial asset's original effective interest rate.

For financial assets carried at cost, the amount of the impairment loss is measured as the difference between the asset's carrying amount and the present value of the estimated future cash flows discounted at the current market rate of return for a similar financial asset. Such impairment loss will not be reversed in subsequent periods (see the accounting policy below).

NOTES TO THE CONSOLIDATED FINANCIAL STATEMENTS

For the year ended 31 March 2015

3. SIGNIFICANT ACCOUNTING POLICIES (Continued)

Financial instruments (Continued)

Financial assets (Continued)

Impairment of financial assets (Continued)

The carrying amount of the financial asset is reduced by the impairment loss directly for all financial assets with the exception of trade receivables, where the carrying amount is reduced through the use of an allowance account. When a trade receivable is considered uncollectible, it is written off against the allowance account. Subsequent recoveries of amounts previously written off are credited against the allowance account. Changes in the carrying amount of the allowance account are recognised in profit or loss.

When an AFS financial asset is considered to be impaired, cumulative gains or losses previously recognised in other comprehensive income are reclassified to profit or loss in the period.

For financial assets measured at amortised cost, if, in a subsequent period, the amount of the impairment loss decreases and the decrease can be related objectively to an event occurring after the impairment was recognised, the previously recognised impairment loss is reversed through profit or loss to the extent that the carrying amount of the investment at the date the impairment is reversed does not exceed what the amortised cost would have been had the impairment not been recognised.

In respect of AFS equity investments, impairment losses previously recognised in profit or loss are not reversed through profit or loss. Any increase in fair value subsequent to an impairment loss is recognised in other comprehensive income and accumulated under the heading of investments revaluation reserve. In respect of AFS debt investments, impairment losses are subsequently reversed through profit or loss if an increase in the fair value of the investment can be objectively related to an event occurring after the recognition of the impairment loss.

Financial liabilities and equity instruments

Classification as debt or equity

Debt and equity instruments issued by a group entity are classified as either financial liabilities or as equity in accordance with the substance of the contractual arrangements and the definitions of a financial liability and an equity instrument.

Equity instruments

An equity instrument is any contract that evidences a residual interest in the assets of an entity after deducting all of its liabilities. Equity instruments issued by the Group are recognised at the proceeds received, net of direct issue costs.

Repurchase of the Company's own equity instruments is recognised and deducted directly in equity. No gain or loss is recognised in profit or loss on the purchase, sale, issue or cancellation of the Company's own equity instruments.

NOTES TO THE CONSOLIDATED FINANCIAL STATEMENTS

For the year ended 31 March 2015

3. SIGNIFICANT ACCOUNTING POLICIES (Continued)

Financial instruments (Continued)

Financial liabilities and equity instruments (Continued)

Other financial liabilities

Other financial liabilities are subsequently measured at amortised cost using the effective interest method.

Effective interest method

The effective interest method is a method of calculating the amortised cost of a financial liability and of allocating interest expense over the relevant period. The effective interest rate is the rate that exactly discounts estimated future cash payments (including all fees and points paid or received that form an integral part of the effective interest rate, transaction costs and other premiums or discounts) through the expected life of the financial liability, or, where appropriate, a shorter period to the net carrying amount on initial recognition.

Interest expense is recognised on an effective interest basis.

Derecognition

The Group derecognises a financial asset only when the contractual rights to the cash flows from the asset expire, or when it transfers the financial asset and substantially all the risks and rewards of ownership of the asset to another entity. If the Group neither transfers nor retains substantially all the risks and rewards of ownership and continues to control the transferred asset, the Group recognises its retained interest in the asset and an associated liability for amounts it may have to pay. If the Group retains substantially all the risks and rewards of ownership of a transferred financial asset, the Group continues to recognise the financial asset and also recognises a collateralised borrowing for the proceeds received.

On derecognition of a financial asset in its entirety, the difference between the asset's carrying amount and the sum of the consideration received and receivable and the cumulative gain or loss that had been recognised in other comprehensive income and accumulated in equity is recognised in profit or loss.

On derecognition of a financial asset other than in its entirety, the Group allocates the previous carrying amount of the financial asset between the part it continues to recognise under continuing involvement, and the part it no longer recognises on the basis of the relative fair values of those parts on the date of the transfer. The difference between the carrying amount allocated to the part that is no longer recognised and the sum of the consideration received for the part no longer recognised and any cumulative gain or loss allocated to it that had been recognised in other comprehensive income is recognised in profit or loss. A cumulative gain or loss that had been recognised in other comprehensive income is allocated between the part that continues to be recognised and the part that is no longer recognised on the basis of the relative fair values of those parts.

The Group derecognises financial liabilities when, and only when, the Group's obligations are discharged, cancelled or they expired. The difference between the carrying amount of the financial liability derecognised and the consideration paid and payable is recognised in profit or loss.

NOTES TO THE CONSOLIDATED FINANCIAL STATEMENTS

For the year ended 31 March 2015

3. SIGNIFICANT ACCOUNTING POLICIES (Continued)

Related parties

- (a) A person, or a close member of that person's family, is related to the Group if that person:
- (i) has control or joint control over the Group;
 - (ii) has significant influence over the Group; or
 - (iii) is a member of the key management personnel of the Group and the Group's parent.
- (b) An entity is related to the Group if any of the following conditions applies:
- (i) the entities and the Group are the member of the same group (which means that each parent, subsidiary and fellow subsidiary is related to the others);
 - (ii) one entity is an associate or joint venture of the other entity (or an associate or joint venture of a member of a group of which the other entity is a member);
 - (iii) both entities are joint ventures of the same third party;
 - (iv) one entity is a joint venture of a third entity and other entity is an associate of the third entity;
 - (v) the entity is a post-employment benefit plan for the benefit of employees of either the reporting entity or an entity related to the reporting entity. If the reporting entity is itself such a plan, the sponsoring employers are also related to the reporting entity;
 - (vi) the entity is controlled or jointly controlled by a person identified in (a); or
 - (vii) a person identified in (a)(i) has significant influence over the entity or is a member of the key management personnel of the entity (or of a parent of the entity).

Close family members of an individual are those family members who may be expected to influence, or be influenced by, that individual in their dealings with the Group.

NOTES TO THE CONSOLIDATED FINANCIAL STATEMENTS

For the year ended 31 March 2015

4. CRITICAL ACCOUNTING JUDGEMENTS AND KEY SOURCES OF ESTIMATION UNCERTAINTY

In the application of the Group's accounting policies, which are described in note 3, management is required to make judgements, estimates and assumptions about the carrying amounts of assets and liabilities that are not readily apparent from other sources. The estimates and underlying assumptions are based on historical experience and other factors that are considered to be relevant. Actual results may differ from these estimates.

The estimates and underlying assumptions are reviewed on an ongoing basis. Revisions to accounting estimates are recognised in the period in which the estimate is revised if the revision affects only that period, or in the period of the revision and future periods if the revision affects both current and future periods.

Critical judgements in applying accounting policies

The following are the critical judgements, apart from those involving estimations (see below), that management has made in the process of applying the Group's accounting policies and that have the most significant effect on the amounts recognised in the consolidated financial statements.

Depreciation

The Group depreciates the property, plant and equipment over their estimated useful life and after taking into account of their estimated residual values, using the straight-line method. The estimated useful life reflects the directors' estimate of the periods that the Group intends to derive future economic benefits from the use of the Group's property, plant and equipment. The residual values reflect the directors' estimated amount that the Group would currently obtain from disposal of the assets, after deducting the estimated costs of disposal, if the assets were already of the age and in the condition expected at the end of its useful life.

Allowance for bad and doubtful debts

The Group's provision policy for bad and doubtful debts is based on the evaluation of collectability and ageing analysis of accounts and on management's judgement. A considerable amount of judgement is required in assessing the ultimate realisation of these receivables, including the current creditworthiness and the past collection history of each customer. If the financial conditions of customers of the Group were to deteriorate resulting in an impairment of their ability to make payments, additional allowance may be required.

NOTES TO THE CONSOLIDATED FINANCIAL STATEMENTS

For the year ended 31 March 2015

4. CRITICAL ACCOUNTING JUDGEMENTS AND KEY SOURCES OF ESTIMATION UNCERTAINTY (Continued)

Critical judgements in applying accounting policies (Continued)

Deferred taxation on investment properties

For the purposes of measuring deferred tax liabilities or deferred tax assets arising from investment properties that are measured using the fair value model, the directors have reviewed the Group's investment property portfolios and concluded that the Group's investment properties are not held under a business model whose objective is to consume substantially all of the economic benefits embodied in the investment properties over time, rather than through sale. Therefore, in measuring the Group's deferred taxation on investment properties, the directors have determined that the presumption that the carrying amounts of investment properties measured using the fair value model are recovered entirely through sale is not rebutted. As a result, the Group has not recognised any deferred taxes on changes in fair value of investment properties as the Group is not subject to any income taxes on disposal of its investment properties.

Key sources of estimation uncertainty

The following are the key assumptions concerning the future, and other key sources of estimation uncertainty at the end of the reporting period that have a significant risk of causing a material adjustment to the carrying amounts of assets and liabilities within the next financial year.

Fair value of investment properties

Investment properties are carried in the consolidated statement of financial position at 31 March 2015 at their fair value of HK\$3,195,912,000 (2014: HK\$3,090,737,000). The fair value was based on a valuation on these properties conducted by an independent firm of professional valuers using property valuation techniques which involve certain assumptions of market conditions. Favourable or unfavourable changes to these assumptions would result in changes in the fair value of the Group's investment properties and corresponding adjustments to the amount of gain or loss reported in the consolidated statement of profit or loss and other comprehensive income.

5. TURNOVER

Turnover represents the aggregate of amounts received and receivable from property rental income.

| | 2015 | 2014 |
|------------------------|-----------------|-----------------|
| | <i>HK\$'000</i> | <i>HK\$'000</i> |
| Property rental income | 99,480 | 88,969 |

NOTES TO THE CONSOLIDATED FINANCIAL STATEMENTS

For the year ended 31 March 2015

6. OPERATING SEGMENTS

For management purposes, the Group is currently organised into two operating segments, namely property investment and treasury investment. The accounting policies of the operating segments are the same as the Group's accounting policies described in note 3. This is the measure reported to the chief operating decision maker for the purposes of resource allocation and assessment of segment performance.

For property investment, the segment represents the operations of property investment and property leasing. Discrete financial information is provided to the Board on a property by property basis. The information provided includes net rentals (including gross rent and property expenses), valuations gains/(losses), profit/(loss) on disposal of investment property and share of profit from the associates. The individual properties with similar economic characteristics are aggregated into segments for presentation purposes.

For treasury investment, the segment represents the investment result in debt and equity securities. Financial information is provided to the Board on a company-by-company basis. The information provided includes financial assets held for trading, bank balances and cash and realised and unrealised gain or loss on financial assets held for trading.

Business information

2015

| | Property investment <i>HK\$'000</i> | Treasury investment <i>HK\$'000</i> | Total <i>HK\$'000</i> |
|--|---|---|--------------------------|
| Turnover | 99,480 | – | 99,480 |
| Property expenses | (1,302) | – | (1,302) |
| Gross profit | 98,178 | – | 98,178 |
| Realised gain on disposal of financial assets held for trading | – | 1,950 | 1,950 |
| Unrealised loss on financial assets held for trading | – | (6,326) | (6,326) |
| Gain on disposal of a property | 67,769 | – | 67,769 |
| Dividend income | – | 649 | 649 |
| Interest income | 3 | 14,090 | 14,093 |
| Other operating income | 185 | 28 | 213 |
| Increase in fair value of investment properties | 105,700 | – | 105,700 |
| Administrative expenses | (30,134) | (252) | (30,386) |
| Profit from operations | 241,701 | 10,139 | 251,840 |
| Finance costs | (2,257) | (49) | (2,306) |
| Share of results of associates | 28,561 | – | 28,561 |
| Profit before taxation | 268,005 | 10,090 | 278,095 |
| Taxation | (11,352) | – | (11,352) |
| Profit for the year | 256,653 | 10,090 | 266,743 |

NOTES TO THE CONSOLIDATED FINANCIAL STATEMENTS

For the year ended 31 March 2015

6. OPERATING SEGMENTS (Continued)

Business information (Continued)

At 31 March 2015

| | Property investment <i>HK\$'000</i> | Treasury investment <i>HK\$'000</i> | Total <i>HK\$'000</i> |
|---|---|---|--------------------------|
| Segment assets | 3,659,266 | 304,261 | 3,963,527 |
| Segment liabilities | (173,688) | (37,905) | (211,593) |
| Net assets | 3,485,578 | 266,356 | 3,751,934 |
| Other segment information: | | | |
| Depreciation and amortisation | 2,526 | – | 2,526 |
| Addition to property, plant and equipment | 1,149 | – | 1,149 |

2014

| | Property investment <i>HK\$'000</i> | Treasury investment <i>HK\$'000</i> | Total <i>HK\$'000</i> |
|--|---|---|--------------------------|
| Turnover | 88,969 | – | 88,969 |
| Property expenses | (1,442) | – | (1,442) |
| Gross profit | 87,527 | – | 87,527 |
| Realised loss on disposal of financial assets held for trading | – | (2,670) | (2,670) |
| Unrealised loss on financial assets held for trading | – | (4,072) | (4,072) |
| Dividend income | – | 620 | 620 |
| Interest income | 1 | 11,055 | 11,056 |
| Other operating income | 314 | 126 | 440 |
| Increase in fair value of investment properties | 158,410 | – | 158,410 |
| Administrative expenses | (25,921) | (48) | (25,969) |
| Profit from operations | 220,331 | 5,011 | 225,342 |
| Finance costs | (2,450) | (51) | (2,501) |
| Share of results of associates | 38,062 | – | 38,062 |
| Profit before taxation | 255,943 | 4,960 | 260,903 |
| Taxation | (10,057) | – | (10,057) |
| Profit for the year | 245,886 | 4,960 | 250,846 |

NOTES TO THE CONSOLIDATED FINANCIAL STATEMENTS

For the year ended 31 March 2015

6. OPERATING SEGMENTS (Continued)

Business information (Continued)

At 31 March 2014

| | Property investment <i>HK\$'000</i> | Treasury investment <i>HK\$'000</i> | Total <i>HK\$'000</i> |
|---------------------|---|---|--------------------------|
| Segment assets | 3,579,597 | 138,955 | 3,718,552 |
| Segment liabilities | (176,377) | (20,053) | (196,430) |
| Net assets | 3,403,220 | 118,902 | 3,522,122 |

Other segment information:

| | | | |
|---|-------|---|-------|
| Depreciation and amortisation | 3,005 | – | 3,005 |
| Addition to property, plant and equipment | 1,891 | – | 1,891 |

Geographical information

Over 90% of the activities of the Group during the year were carried out in Hong Kong and over 90% of the assets of the Group were located in Hong Kong. Accordingly, a geographical analysis is not presented.

Information on major customers

Included in revenues arising from rental income of HK\$99.5 million (2014: HK\$89.0 million) are rental revenues of approximately HK\$19.1 million (2014: HK\$18.3 million) representing 19% (2014: 21%) of the Group's revenue, which arose from the Group's largest tenant. No other single customers contributed 10% or more to the Group's revenue for both 2015 and 2014.

7. INTEREST INCOME

| | 2015 <i>HK\$'000</i> | 2014 <i>HK\$'000</i> |
|-------------------------------------|-------------------------|-------------------------|
| Interest income from: | | |
| – bank deposits and balances | 5 | 5 |
| – financial assets held for trading | 14,088 | 11,051 |
| Total interest income | 14,093 | 11,056 |

NOTES TO THE CONSOLIDATED FINANCIAL STATEMENTS

For the year ended 31 March 2015

8. OTHER OPERATING INCOME

| | 2015 <i>HK\$'000</i> | 2014 <i>HK\$'000</i> |
|---|-------------------------|-------------------------|
| Late payment service charges from tenants | 111 | 145 |
| Other | 102 | 295 |
| Total other operating income | 213 | 440 |

9. PROFIT FROM OPERATIONS

| | 2015 <i>HK\$'000</i> | 2014 <i>HK\$'000</i> |
|--|-------------------------|-------------------------|
| Profit from operations has been arrived at after charging: | | |
| Auditor's remuneration | 410 | 380 |
| Exchange loss | 535 | 393 |
| Depreciation | 2,040 | 1,969 |
| Amortisation of leasehold land | 486 | 1,036 |
| Staff costs (including Directors' remuneration) | 19,409 | 15,228 |
| Mandatory provident fund contributions | 190 | 159 |
| Total staff costs | 19,599 | 15,387 |
| and after crediting: | | |
| Dividend income | 649 | 620 |
| Gross rental income from investment properties | 99,480 | 88,969 |
| Less: | | |
| Direct operating expenses from investment properties that generated rental income | (1,054) | (1,018) |
| Direct operating expenses from investment properties that did not generate rental income | (248) | (424) |
| Net rental income | 98,178 | 87,527 |

NOTES TO THE CONSOLIDATED FINANCIAL STATEMENTS

For the year ended 31 March 2015

10. FINANCE COSTS

| | 2015 <i>HK\$'000</i> | 2014 <i>HK\$'000</i> |
|--|-------------------------|-------------------------|
| Interest on bank borrowings: | | |
| wholly repayable within five years | 2,148 | 2,156 |
| not wholly repayable within five years | 158 | 345 |
| | 2,306 | 2,501 |

11. DIRECTORS' EMOLUMENTS

The emoluments paid or payable to each of the seven (2014: seven) directors were as follows:

2015

| | Fees <i>HK\$'000</i> | Salaries and other benefits <i>HK\$'000</i> | Retirement benefits scheme contributions <i>HK\$'000</i> | Total <i>HK\$'000</i> |
|---|-------------------------|--|--|--------------------------|
| Chan Hoi Sow (<i>Note 1</i>) | – | 8,848 | – | 8,848 |
| Chan Yan Tin, Andrew | – | 2,122 | 18 | 2,140 |
| Chan Siu Keung, Leonard (<i>Note 2</i>) | – | 3,667 | 13 | 3,680 |
| Chan Yan Mei, Mary-ellen | 90 | – | – | 90 |
| Chan Kwok Wai | 90 | – | – | 90 |
| Tse Lai Han, Henry | 90 | – | – | 90 |
| Leung Kui King, Donald | 90 | – | – | 90 |
| | 360 | 14,637 | 31 | 15,028 |

NOTES TO THE CONSOLIDATED FINANCIAL STATEMENTS

For the year ended 31 March 2015

11. DIRECTORS' EMOLUMENTS (Continued)

2014

| | Fees <i>HK\$ '000</i> | Salaries and other benefits <i>HK\$ '000</i> | Retirement benefits scheme contributions <i>HK\$ '000</i> | Total <i>HK\$ '000</i> |
|--------------------------------|--------------------------|---|---|---------------------------|
| Chan Hoi Sow (<i>Note 1</i>) | – | 9,114 | – | 9,114 |
| Chan Yan Tin, Andrew | – | 2,021 | 15 | 2,036 |
| Chan Siu Keung, Leonard | – | 1,225 | 15 | 1,240 |
| Chan Yan Mei, Mary-ellen | 80 | – | – | 80 |
| Chan Kwok Wai | 80 | – | – | 80 |
| Tse Lai Han, Henry | 80 | – | – | 80 |
| Leung Kui King, Donald | 80 | – | – | 80 |
| | 320 | 12,360 | 30 | 12,710 |

Notes:

1. The amount includes rateable value of HK\$1,769,000 (2014: HK\$2,867,000), being rent-free accommodation provided to Mr. Chan Hoi Sow by the Company.
2. Resigned on 1 January 2015. The amount includes payments of superannuation gratuity of HK\$2,688,000.

NOTES TO THE CONSOLIDATED FINANCIAL STATEMENTS

For the year ended 31 March 2015

12. EMPLOYEES' EMOLUMENTS

Of the five highest paid employees in the Group, three (2014: three) were Directors of the Company whose emoluments were included in note 11. The emoluments of the remaining two (2014: two) individuals were as follows:

| | 2015 <i>HK\$'000</i> | 2014 <i>HK\$'000</i> |
|--|-------------------------|-------------------------|
| Salaries and other benefits | 2,249 | 2,142 |
| Mandatory provident fund contributions | 35 | 30 |
| | 2,284 | 2,172 |

The aggregate emoluments of each of the remaining two (2014: two) highest paid individuals during the years ended 31 March 2015 were within the HK\$1,000,001 to HK\$2,000,000 band (2014: HK\$1,000,001 to HK\$2,000,000 band).

During the years ended 31 March 2015 and 31 March 2014, no emoluments were paid by the Group to the five highest paid individuals, including Directors, as an inducement to join or upon joining the Group or as compensation for loss of office.

13. TAXATION

| | 2015 <i>HK\$'000</i> | 2014 <i>HK\$'000</i> |
|--|-------------------------|-------------------------|
| Tax expenses attributable to the Company and subsidiaries: | | |
| Hong Kong Profits Tax | | |
| Current year | 9,824 | 8,392 |
| Other jurisdiction | | |
| Under (over) provision in previous years | 1 | (8) |
| | 9,825 | 8,384 |
| Deferred tax expenses (<i>note 31</i>) | | |
| Current year | 1,527 | 1,673 |
| | 11,352 | 10,057 |

Hong Kong Profits Tax is calculated at 16.5% of the estimated assessable profit for both years.

Overseas taxation is calculated at the rates prevailing in the relevant jurisdictions.

Details of the potential deferred tax not provided for in the year are set out in note 31.

NOTES TO THE CONSOLIDATED FINANCIAL STATEMENTS

For the year ended 31 March 2015

13. TAXATION (Continued)

The tax expenses for the year can be reconciled to the profit before taxation per the consolidated statement of profit or loss and other comprehensive income as follows:

| | 2015 <i>HK\$'000</i> | 2014 <i>HK\$'000</i> |
|---|-------------------------|-------------------------|
| Profit before taxation | 278,095 | 260,903 |
| Tax at the Hong Kong Profits Tax rate of 16.5% (2014:16.5%) | 45,886 | 43,049 |
| Tax effect of share of profits of associates | (4,713) | (6,280) |
| Tax effect of expenses not deductible for tax purpose | 1,666 | 1,393 |
| Tax effect of income not taxable for tax purpose | (31,075) | (28,107) |
| Tax effect of deductible temporary differences not recognised | 11 | – |
| Tax effect of tax losses not recognised | 171 | 127 |
| Under (over) provision in respect of prior year | 1 | (8) |
| Utilisation of tax losses previously not recognised | (362) | – |
| Tax effect on tax reduction | (240) | (120) |
| Effect of different tax rates of a subsidiary operating in other jurisdiction | 7 | 3 |
| Tax expenses for the year | 11,352 | 10,057 |

14. DIVIDENDS

| | 2015 <i>HK\$'000</i> | 2014 <i>HK\$'000</i> |
|---|-------------------------|-------------------------|
| Interim, paid – HK2.2 cents per share (2014: HK2.2 cents per share) | 6,771 | 6,771 |
| Special interim, paid – HK6.0 cents per share (2014: Nil) | 18,465 | – |
| Final, proposed – HK4.5 cents per share (2014: HK3.8 cents per share) | 13,849 | 11,695 |
| | 39,085 | 18,466 |

The final dividend of HK4.5 cents per share (2014: HK3.8 cents per share) has been proposed by the directors and is subject to approval by the shareholders in annual general meeting.

NOTES TO THE CONSOLIDATED FINANCIAL STATEMENTS

For the year ended 31 March 2015

15. EARNINGS PER SHARE

The calculation of earnings per share is based on the profit for the year of HK\$266,743,000 (2014: HK\$250,846,000) and on weighted average number of 307,758,522 (2014: 307,758,522) ordinary shares in issue during the year.

Diluted earnings per share are the same as basic earnings per share for both years as the Company had no dilutive potential ordinary shares outstanding in either year.

16. INVESTMENT PROPERTIES

| | 2015 <i>HK\$'000</i> | 2014 <i>HK\$'000</i> |
|---|-------------------------|-------------------------|
| At fair value | | |
| At 1 April | 3,090,737 | 2,932,664 |
| Exchange adjustments | (525) | (337) |
| Additions | – | – |
| Disposals | – | – |
| Increase in fair value of investment properties recognised in the consolidated statement of profit or loss and other comprehensive income | 105,700 | 158,410 |
| At 31 March | 3,195,912 | 3,090,737 |

The Group's property interests held under operating leases to earn rentals are measured using the fair value model and are classified and accounted for as investment properties.

The carrying amount of investment properties shown above comprises:

| | 2015 <i>HK\$'000</i> | 2014 <i>HK\$'000</i> |
|------------------------------|-------------------------|-------------------------|
| Properties in Hong Kong | | |
| Medium-term lease | 1,847,300 | 1,766,200 |
| Long-term lease | 1,345,000 | 1,320,400 |
| Properties outside Hong Kong | | |
| Freehold | 3,612 | 4,137 |
| At 31 March | 3,195,912 | 3,090,737 |

NOTES TO THE CONSOLIDATED FINANCIAL STATEMENTS

For the year ended 31 March 2015

16. INVESTMENT PROPERTIES (Continued)

Fair value measurement of the Group's investment properties

The fair value of the Group's investment properties at 31 March 2015 and 31 March 2014 has been arrived at on the basis of a valuation of the properties situated in Hong Kong and Canada carried out on the respective dates by Jones Lang LaSalle Limited and Johnston, Ross & Cheng Ltd. respectively which are independent qualified professional valuers not connected to the Group. The valuers have appropriate qualifications and recent experiences in the valuation of similar properties in the relevant locations.

The fair value of each investment property is individually determined at the end of each reporting period based on direct comparison method and/or income capitalisation method, as appropriate. The direct comparison method assumes the sale of the property interest in its existing state with the benefit of vacant possession and by making reference to comparable sales evidence as available in the relevant market. The income capitalisation method is based on the capitalisation of the current passing rental income and potential reversionary income over the remaining tenure of the property from the date of valuation at appropriate investment yields to arrive at the capital value. The rental value and capitalisation rate to be adopted for the valuation are derived from an analysis of market transactions.

There has been no change from the valuation technique used in the prior year. In estimating the fair value of the properties, the highest and best use of the properties is their current use.

Details of the Group's investment properties and information about the fair value hierarchy as at 31 March 2015 are as follows:

| | 2015 | | | Total <i>HK\$'000</i> |
|---|----------------------------|----------------------------|----------------------------|--------------------------|
| | Level 1 <i>HK\$'000</i> | Level 2 <i>HK\$'000</i> | Level 3 <i>HK\$'000</i> | |
| Commercial property units located in Hong Kong | – | – | 3,192,300 | 3,192,300 |
| Residential property located in Canada | – | – | 3,612 | 3,612 |
| | – | – | 3,195,912 | 3,195,912 |

| | 2014 | | | Total <i>HK\$'000</i> |
|---|----------------------------|----------------------------|----------------------------|--------------------------|
| | Level 1 <i>HK\$'000</i> | Level 2 <i>HK\$'000</i> | Level 3 <i>HK\$'000</i> | |
| Commercial property units located in Hong Kong | – | – | 3,086,600 | 3,086,600 |
| Residential property located in Canada | – | – | 4,137 | 4,137 |
| | – | – | 3,090,737 | 3,090,737 |

There were no transfers into or out of Level 3 during both years.

NOTES TO THE CONSOLIDATED FINANCIAL STATEMENTS

For the year ended 31 March 2015

16. INVESTMENT PROPERTIES (Continued)

Fair value measurement of the Group's investment properties (Continued)

Details of valuation techniques used and key inputs to valuation on investment properties are as follows:

| | Fair Value | | Valuation techniques | Significant unobservable inputs | Relationship of unobservable inputs for fair value |
|--|------------------|------------------|--|--|---|
| | 2015 HK\$'000 | 2014 HK\$'000 | | | |
| Investment properties located in Hong Kong | 3,192,300 | 3,086,600 | Combination of direct comparison method and income capitalisation method | Estimated market unit rent per square foot HK\$21-HK\$431 (2014: HK\$26-HK\$510) and market unit sales price per square foot | The increase in the market unit rent/sales price would result in an increase in fair value. |
| Investment properties located in Canada | 3,612 | 4,137 | Direct comparison method | Estimated market unit sales price per square foot | The increase in the market unit rent/sales price would result in an increase in fair value. |

NOTES TO THE CONSOLIDATED FINANCIAL STATEMENTS

For the year ended 31 March 2015

17. PROPERTY, PLANT AND EQUIPMENT

| | Buildings held under long-term lease in Hong Kong | Furniture and office equipment | Leasehold improvement | Motor vehicles | Total |
|--------------------------------------|--|---|----------------------------------|---------------------------|-----------------|
| | <i>HK\$'000</i> | <i>HK\$'000</i> | <i>HK\$'000</i> | <i>HK\$'000</i> | <i>HK\$'000</i> |
| COST | | | | | |
| At 1 April 2013 | 8,205 | 4,205 | 6,740 | 6,505 | 25,655 |
| Additions | – | 1,720 | 171 | – | 1,891 |
| At 31 March 2014 and 1 April 2014 | 8,205 | 5,925 | 6,911 | 6,505 | 27,546 |
| Additions | – | 35 | 1,114 | – | 1,149 |
| Disposal | (5,000) | (740) | (998) | – | (6,738) |
| At 31 March 2015 | 3,205 | 5,220 | 7,027 | 6,505 | 21,957 |
| ACCUMULATED DEPRECIATION | | | | | |
| At 1 April 2013 | 3,863 | 1,095 | 1,144 | 6,269 | 12,371 |
| Provided for the year | 328 | 794 | 689 | 158 | 1,969 |
| At 31 March 2014 and 1 April 2014 | 4,191 | 1,889 | 1,833 | 6,427 | 14,340 |
| Provided for the year | 212 | 1,007 | 743 | 78 | 2,040 |
| Eliminated upon disposal | (1,417) | (740) | (661) | – | (2,818) |
| At 31 March 2015 | 2,986 | 2,156 | 1,915 | 6,505 | 13,562 |
| CARRYING AMOUNT | | | | | |
| At 31 March 2015 | 219 | 3,064 | 5,112 | – | 8,395 |
| At 31 March 2014 | 4,014 | 4,036 | 5,078 | 78 | 13,206 |

NOTES TO THE CONSOLIDATED FINANCIAL STATEMENTS

For the year ended 31 March 2015

18. LEASEHOLD LAND

| | 2015 <i>HK\$'000</i> | 2014 <i>HK\$'000</i> |
|--------------------------|-------------------------|-------------------------|
| CARRYING AMOUNT | | |
| At 1 April | 68,752 | 69,788 |
| Eliminated upon disposal | (52,976) | – |
| Amortisation | (486) | (1,036) |
| At 31 March | 15,290 | 68,752 |
| Current portion | (92) | (1,036) |
| Non-current portion | 15,198 | 67,716 |

The leasehold land is held under long-term lease and situated in Hong Kong.

NOTES TO THE CONSOLIDATED FINANCIAL STATEMENTS

For the year ended 31 March 2015

19. INTERESTS IN SUBSIDIARIES

Details of the Company's wholly owned subsidiaries at 31 March 2015 are as follows:

| <u>Name of subsidiaries</u> | <u>Place of incorporation/ operation</u> | <u>Issued and fully paid ordinary share capital</u> | <u>Principal activities</u> |
|----------------------------------|--|---|-----------------------------|
| Bo Ding Holdings Ltd. | Republic of Liberia/ Hong Kong | HK\$2 | Investment holding |
| Funswin Investment Limited | Hong Kong | HK\$2 | Securities investment |
| Grademark Limited | Hong Kong | HK\$2 | Property investment |
| Grant Horn Investment Limited | Hong Kong | HK\$2 | Property investment |
| High Spark Properties Limited | Hong Kong | HK\$20 | Property investment |
| Hokin Investment Limited | The British Virgin Islands/ Hong Kong | US\$1 | Securities investment |
| Kamillex Company Limited | Hong Kong | HK\$2 | Investment holding |
| Kimberly Investment Limited | Hong Kong | HK\$2 | Property investment |
| Kimwui Investments Limited | Hong Kong | HK\$2 | Inactive |
| Kinghale Investment Limited | Hong Kong | HK\$2 | Inactive |
| Kingunit Company Limited | Hong Kong | HK\$2 | Property investment |
| Laquinta Investments Limited | The British Virgin Islands/ Hong Kong | US\$1 | Property investment |
| Longo Investment Company Limited | Hong Kong | HK\$2 | Property investment |
| Pomeroy Company Limited | Hong Kong | HK\$2 | Property investment |
| Spark View Limited | Hong Kong | HK\$20 | Property investment |
| Strongfort Company Limited | Hong Kong | HK\$40,000 | Property investment |
| Take Easy Investment Limited | Hong Kong | HK\$2 | Property investment |
| Tern China Investments Limited | Hong Kong | HK\$2 | Inactive |
| Tern Real Estate Agency Limited | Hong Kong | HK\$2 | Inactive |
| Zepersing Limited | Hong Kong | HK\$2 | Property investment |

None of the subsidiaries had any debt securities outstanding at the end of the year or at any time during the year.

All subsidiaries are directly owned by the Company except Zepersing Limited.

NOTES TO THE CONSOLIDATED FINANCIAL STATEMENTS

For the year ended 31 March 2015

20. INTERESTS IN ASSOCIATES

| | 2015 <i>HK\$'000</i> | 2014 <i>HK\$'000</i> |
|-------------------------------|-------------------------|-------------------------|
| Share of net assets | 401,003 | 372,442 |
| Amounts due from an associate | 247 | 8,697 |
| | 401,250 | 381,139 |

The amounts due from an associate are unsecured, interest-free and have no fixed repayment terms.

Details of the Group's associates at 31 March 2015 are as follows:

| <u>Name of associates</u> | <u>Place of incorporation/ operation</u> | <u>Issued and fully paid ordinary share capital</u> | <u>Percentage of equity attributable to the Group</u> | <u>Principal activities</u> |
|------------------------------|--|---|---|-----------------------------|
| Easyman Limited | The British Virgin Islands/ Hong Kong | US\$1 | 50.00% | Securities investment |
| Home Easy Limited | Hong Kong | HK\$1 | 50.00% | Property investment |
| Milsons Investment Limited | Hong Kong | HK\$110 | 27.27% | Not yet commence business |
| Spirit Fidelity Limited | Hong Kong | HK\$2 | 50.00% | Trustee |
| Win Easy Development Limited | Hong Kong | HK\$2 | 50.00% | Property investment |

All of the above associates are accounted for using the equity method in these consolidated financial statements. The financial statements of associates were prepared using accounting policies in conformity with the policies adopted by the Group.

NOTES TO THE CONSOLIDATED FINANCIAL STATEMENTS

For the year ended 31 March 2015

20. INTERESTS IN ASSOCIATES (Continued)

The following details have been extracted from the audited consolidated financial statements of the Group's material associate, Win Easy Development Limited ("Win Easy"):

WIN EASY DEVELOPMENT LIMITED CONSOLIDATED STATEMENT OF PROFIT OR LOSS AND OTHER COMPREHENSIVE INCOME FOR THE YEAR ENDED 31 MARCH 2015

| | 2015 <i>HK\$'000</i> | 2014 <i>HK\$'000</i> |
|--|-------------------------|-------------------------|
| Turnover | 28,258 | 25,753 |
| Property expenses | (65) | (15) |
| Gross profit | 28,193 | 25,738 |
| Realised (loss) gain on financial assets held for trading | (15) | 64 |
| Unrealised gain (loss) on financial assets held for trading | 1,335 | (161) |
| Other operating income | 3,146 | 2,350 |
| Increase in fair value of investment properties | 38,700 | 60,800 |
| Administrative expenses | (10,807) | (9,927) |
| Profit from operations | 60,552 | 78,864 |
| Finance costs | (609) | (172) |
| Profit before taxation | 59,943 | 78,692 |
| Taxation | (2,822) | (2,569) |
| Profit and total comprehensive income for the year and attributable to owners of the Company | 57,121 | 76,123 |
| Profit and total comprehensive income for the year attributable to the Group | 28,561 | 38,062 |

NOTES TO THE CONSOLIDATED FINANCIAL STATEMENTS

For the year ended 31 March 2015

20. INTERESTS IN ASSOCIATES (Continued)

WIN EASY DEVELOPMENT LIMITED CONSOLIDATED STATEMENT OF FINANCIAL POSITION AT 31 MARCH 2015

| | 2015 <i>HK\$'000</i> | 2014 <i>HK\$'000</i> |
|--|-------------------------|-------------------------|
| Non-current assets | | |
| Investment properties | 803,000 | 764,300 |
| Deferred rental income | 214 | 132 |
| | 803,214 | 764,432 |
| Current assets | | |
| Trade and other receivables | 2,290 | 1,633 |
| Financial assets held for trading | 66,553 | 19,301 |
| Deferred rental income – current portion | 196 | 246 |
| Bank balances and cash | 11,476 | 4,146 |
| | 80,515 | 25,326 |
| Current liabilities | | |
| Trade and other payables | 1,435 | 741 |
| Rental deposits from tenants | 8,060 | 7,496 |
| Tax liabilities | 233 | 487 |
| Secured bank loans – due within one year | 16,000 | 8,000 |
| | 25,728 | 16,724 |
| Net current assets | 54,787 | 8,602 |
| Non-current liabilities | | |
| Deferred tax liabilities | 11,501 | 10,756 |
| Amounts due to shareholders | 494 | 17,394 |
| Secured bank loans – due after one year | 44,000 | – |
| | 55,995 | 28,150 |
| Net assets | 802,006 | 744,884 |
| Capital and reserve | | |
| Share capital | – | – |
| Accumulated profits | 802,006 | 744,884 |
| | 802,006 | 744,884 |

NOTES TO THE CONSOLIDATED FINANCIAL STATEMENTS

For the year ended 31 March 2015

20. INTERESTS IN ASSOCIATES (Continued)

Reconciliation of the above summarised financial information to the carrying amount of the interest in the associate recognised in the consolidated financial statements:

| | 2015 <i>HK\$'000</i> | 2014 <i>HK\$'000</i> |
|--|-------------------------|-------------------------|
| Net assets of the associate | 802,006 | 744,884 |
| Proportion of the Group's ownership interest in Win Easy | 50% | 50% |
| <u>Carrying amount of the Group's interest in Win Easy</u> | <u>401,003</u> | <u>372,442</u> |

Aggregate financial information of associates that are not individually material are not presented, as those associates have not yet commenced business since their incorporation.

The Company provided guarantee to secure bank loans granted to its associates. Details are disclosed in note 34.

21. AVAILABLE-FOR-SALE INVESTMENTS

| | 2015 <i>HK\$'000</i> | 2014 <i>HK\$'000</i> |
|------------------------|-------------------------|-------------------------|
| <u>Club debentures</u> | <u>2,161</u> | <u>2,161</u> |

The directors consider that the carrying amount of available-for-sale investments approximate their fair value.

NOTES TO THE CONSOLIDATED FINANCIAL STATEMENTS

For the year ended 31 March 2015

22. TRADE AND OTHER RECEIVABLES

| | 2015 <i>HK\$'000</i> | 2014 <i>HK\$'000</i> |
|----------------------|-------------------------|-------------------------|
| Trade receivables | 220 | 141 |
| Other receivables | | |
| Interest receivables | 5,448 | 2,507 |
| Utilities deposits | 2,019 | 3,047 |
| Prepayments | 573 | 658 |
| Others | 405 | 66 |
| | 8,665 | 6,419 |

Included in trade receivables are rental receivables with defined credit policy. The rental income is billed in advance each month. Immediate settlement is expected upon receipt of billing by the tenants.

The rental receivables had an age of less than 30 days at the end of both reporting periods. No provision was required for the receivables.

The directors consider that the carrying amounts of trade and other receivables approximate their fair value.

23. FINANCIAL ASSETS HELD FOR TRADING

| | 2015 <i>HK\$'000</i> | 2014 <i>HK\$'000</i> |
|--|-------------------------|-------------------------|
| Analysis of financial assets held for trading | | |
| Listed overseas debt securities | 249,500 | 104,759 |
| Listed overseas equity securities | 8,125 | 8,339 |
| Listed Hong Kong equity securities | 25,934 | – |
| | 283,559 | 113,098 |
| Fair value at quoted market bid prices in active markets | 283,559 | 113,098 |

NOTES TO THE CONSOLIDATED FINANCIAL STATEMENTS

For the year ended 31 March 2015

24. PLEDGED BANK DEPOSIT

The amount represents deposit pledged to a bank to secure a loan facility granted to the Group and is therefore classified as current asset.

The pledged bank deposit is released upon the settlement of relevant bank borrowing in 2015. The pledged bank deposit at 31 March 2014 was HK\$20,002,000 with an interest rate of 0.1%.

25. BANK BALANCES AND CASH

| | 2015 <i>HK\$'000</i> | 2014 <i>HK\$'000</i> |
|------------------------|-------------------------|-------------------------|
| Bank balances and cash | 46,087 | 19,890 |

Bank balances and cash comprise cash and short-term bank deposits carrying effective interest rate of 0.01% per annum (2014: 0.01% per annum) with an original maturity of three months or less.

26. TRADE AND OTHER PAYABLES

| | 2015 <i>HK\$'000</i> | 2014 <i>HK\$'000</i> |
|---|-------------------------|-------------------------|
| Trade payables | 3,552 | 2,440 |
| Other payables | | |
| Accrued interest | 45 | 200 |
| Unclaimed dividend | 2,542 | 253 |
| Accrued expenses | 2,691 | 3,366 |
| Amount due on debt security trading account | 7,896 | – |
| Others | 217 | 291 |
| | 16,943 | 6,550 |

Included in trade payables is prepaid rent from tenants. The prepaid rental from tenants had an age of less than 30 days at the end of both reporting periods.

The directors consider that the carrying amounts of trade and other payables approximate their fair value.

NOTES TO THE CONSOLIDATED FINANCIAL STATEMENTS

For the year ended 31 March 2015

27. SECURED BANK LOANS

| | 2015 <i>HK\$'000</i> | 2014 <i>HK\$'000</i> |
|--|-------------------------|-------------------------|
| The secured bank loans are repayable as follows: | | |
| Within one year | 60,000 | 25,281 |
| More than one year but not exceeding two years | 46,000 | 65,313 |
| More than two years but not exceeding five years | 35,000 | 44,137 |
| More than five years | – | 6,670 |
| | 141,000 | 141,401 |
| Less: Amounts due within one year | (60,000) | (25,281) |
| | 81,000 | 116,120 |

All of the bank loans are denominated in Hong Kong dollars with variable interest rate from 1.45% to 2.25% over HIBOR (2014: from 1.0% to 1.45 % over HIBOR) per annum.

28. SHARE CAPITAL

| | 2015 | | 2014 | |
|---|--------------------------------------|-----------------|--------------------------------------|-----------------|
| | Number of ordinary shares '000 | <i>HK\$'000</i> | Number of ordinary shares '000 | <i>HK\$'000</i> |
| Issued and fully paid: | | | | |
| At 1 April | 307,759 | 229,386 | 307,759 | 153,879 |
| Transfer from share premium and capital redemption reserve upon abolition of par value (<i>Note</i>) | – | – | – | 75,507 |
| At 31 March | 307,759 | 229,386 | 307,759 | 229,386 |

There were no movements in the share capital of the Company for the year ended 31 March 2015. None of the Company's subsidiaries repurchased, sold or redeemed any of the Company's shares during the year.

Note: An entirely new Companies Ordinance (Cap.622) ("new CO") came into effect on 3 March 2014. The new CO abolishes authorised share capital, par value, share premium and capital redemption reserve in respect of the share capital of Hong Kong companies. As a result, the amounts of share premium and capital redemption reserve of the Company are transferred to the share capital.

NOTES TO THE CONSOLIDATED FINANCIAL STATEMENTS

For the year ended 31 March 2015

29. STATEMENT OF FINANCIAL POSITION OF THE COMPANY

AT 31 MARCH 2015

| | 2015 <i>HK\$'000</i> | 2014 <i>HK\$'000</i> |
|------------------------------|-------------------------|-------------------------|
| Non-current assets | | |
| Interests in subsidiaries | 700,841 | 577,829 |
| Interests in associates | 247 | 8,697 |
| | 701,088 | 586,526 |
| Current assets | | |
| Trade and other receivables | 293 | 109 |
| Bank balances and cash | 3,413 | 1,929 |
| | 3,706 | 2,038 |
| Current liability | | |
| Trade and other payables | 2,542 | 252 |
| Net current assets | 1,164 | 1,786 |
| Non-current liability | | |
| Amounts due to subsidiaries | 120,192 | 167,908 |
| Net assets | 582,060 | 420,404 |
| Capital and reserve | | |
| Share capital | 229,386 | 229,386 |
| Reserves | 352,674 | 191,018 |
| | 582,060 | 420,404 |

NOTES TO THE CONSOLIDATED FINANCIAL STATEMENTS

For the year ended 31 March 2015

30. RESERVES OF THE COMPANY

| | Share premium <i>HK\$'000</i> | Capital redemption reserve <i>HK\$'000</i> | Dividend reserve <i>HK\$'000</i> | Accumulated profits <i>HK\$'000</i> | Total <i>HK\$'000</i> |
|---|-------------------------------------|---|--|---|--------------------------|
| THE COMPANY | | | | | |
| At 1 April 2013 | 72,818 | 2,689 | 10,771 | 188,996 | 275,274 |
| Total comprehensive income for the year | – | – | – | 8,793 | 8,793 |
| Transfer upon abolition of par value under the new Hong Kong Companies Ordinance | (72,818) | (2,689) | – | – | (75,507) |
| Dividends declared | – | – | 18,466 | (18,466) | – |
| Dividends paid | – | – | (17,542) | – | (17,542) |
| At 31 March 2014 and 1 April 2014 | – | – | 11,695 | 179,323 | 191,018 |
| Total comprehensive income for the year | – | – | – | 198,587 | 198,587 |
| Dividends declared | – | – | 39,085 | (39,085) | – |
| Dividends paid | – | – | (36,931) | – | (36,931) |
| At 31 March 2015 | – | – | 13,849 | 338,825 | 352,674 |

Reserves of the Company available for distribution to equity shareholders of the Company as at 31 March 2015 amounted to HK\$352,674,000 (2014: HK\$191,018,000).

NOTES TO THE CONSOLIDATED FINANCIAL STATEMENTS

For the year ended 31 March 2015

31. DEFERRED TAX LIABILITIES

The following are the major deferred tax liabilities recognised and movements thereon during the current and prior reporting periods:

| | <i>HK\$'000</i> |
|------------------------------------|-----------------|
| At 1 April 2013 | 18,577 |
| Deferred tax expenses for the year | 1,673 |
| At 31 March 2014 and 1 April 2014 | 20,250 |
| Deferred tax expenses for the year | 1,527 |
| At 31 March 2015 | 21,777 |

With regard to the Group's investment properties, as none of them is held under a business model whose objective is to consume substantially all of the economic benefits embodied in the investment properties over time, rather than through sale, the Group has not recognised any deferred taxes on changes in fair value of the investment properties as the Group is not subject to any income taxes on disposal of its investment properties.

At the end of the reporting period, the Group has unused tax losses of HK\$9,869,000 (2014: HK\$11,686,000) available for offset against future profits. No deferred tax asset has been recognised in respect of the unused tax losses due to the unpredictability of future profit streams. Those tax losses may be carried forward indefinitely.

32. PENSION SCHEME

The Group operates Mandatory Provident Fund scheme (the "MPF") for all existing staff members of the Group.

The MPF is a defined contribution scheme and the assets of the scheme are managed by independent trustees.

The MPF is available to all employees aged 18 to 64 and with at least 60 days of service under the employment of the Group in Hong Kong. Contributions are made by the Group at 5% based on the staff's relevant income. The maximum relevant income for contribution purpose is HK\$30,000 per month. Staff members are entitled to 100% of the Group's contributions together with accrued returns irrespective of their length of service with the Group, but the benefits are required by law to be preserved until the retirement age of 65.

The Group's cost for the MPF charged to the consolidated statement of profit or loss and other comprehensive income for the year ended 31 March 2015 amounted to HK\$190,000 (2014: HK\$159,000). As at 31 March 2015, contributions due in respect of the reporting period had been fully paid over to the MPF.

NOTES TO THE CONSOLIDATED FINANCIAL STATEMENTS

For the year ended 31 March 2015

33. PLEDGE OF ASSETS

At the end of the reporting period, the Group's banking facilities amounted to HK\$186,000,000 (2014: HK\$278,248,000).

The following assets were pledged to secure the banking facilities granted to the Group:

- i) Investment properties with carrying amount of HK\$490,700,000 (2014: HK\$727,738,000);
- ii) Leasehold land and buildings with carrying amount of HK\$Nil (2014: HK\$72,766,000);
- iii) Financial assets held for trading with carrying amount of HK\$128,428,000 (2014: HK\$96,783,000);
- iv) Bank deposit of HK\$Nil (2014: HK\$20,002,000).

At the end of the reporting period, the Group has utilised banking facilities with an amount of HK\$141,000,000 (2014: HK\$141,401,000)

34. CONTINGENT LIABILITIES

At the end of the reporting period, there were contingent liabilities, so far as not provided for in the financial statements, in respect of guarantees for the banking facilities made available to:

| | 2015 <i>HK\$'000</i> | 2014 <i>HK\$'000</i> |
|-------------------------|-------------------------|-------------------------|
| Associates of the Group | 30,000 | 4,000 |

The Group has not recognised any deferred income in respect of the guarantees as their fair value and transaction price cannot be reliably measured.

NOTES TO THE CONSOLIDATED FINANCIAL STATEMENTS

For the year ended 31 March 2015

35. OPERATING LEASE ARRANGEMENTS

The Group as lessee

At the end of the reporting period, the Group had commitments for future minimum lease payments under non-cancellable operating leases which fall due as follows:

| | 2015 <i>HK\$'000</i> | 2014 <i>HK\$'000</i> |
|---------------------------------------|-------------------------|-------------------------|
| Within one year | 1,140 | – |
| In the second to fifth year inclusive | 570 | – |
| | 1,710 | – |

The Group as lessor

The investment properties of the Group are expected to generate rental yield of approximately 3.11% (2014: 2.88%) on an ongoing basis. All of the properties held have committed tenants not exceeding three years.

At the end of the reporting period, the Group had contracted with tenants for the following future minimum lease payments:

| | 2015 <i>HK\$'000</i> | 2014 <i>HK\$'000</i> |
|---------------------------------------|-------------------------|-------------------------|
| Within one year | 79,908 | 69,604 |
| In the second to fifth year inclusive | 42,352 | 30,892 |
| | 122,260 | 100,496 |

36. CAPITAL COMMITMENTS

At 31 March 2015, the Group had outstanding purchase agreements which entailed capital commitments to complete the purchase of two cars of HK\$2,321,000 (2014: HK\$Nil).

37. RELATED PARTY TRANSACTIONS

During the year, the Group received office rental income of HK\$531,500 (2014: HK\$360,000) and dividend income of HK\$Nil (2014: HK\$9,000,000) from an associate of the Company, Win Easy Development Limited.

The directors of the Group considered that they are the key management personnel of the Group and their remunerations are set out in note 11.

NOTES TO THE CONSOLIDATED FINANCIAL STATEMENTS

For the year ended 31 March 2015

38. FINANCIAL RISK MANAGEMENT OBJECTIVES AND POLICIES

The Group's major financial instruments include financial assets held for trading, borrowings, trade and other receivables and trade and other payables. Details of these financial instruments are disclosed in respective notes. The risks associated with these financial instruments and the policies on how to mitigate these risks are set out below. The management manages and monitors these exposures to ensure appropriate measures are implemented on a timely and effective manner.

Currency risk management

One subsidiary of the Company has foreign currency income which exposes the Group to foreign currency risk. Certain other receivables of the Group are denominated in foreign currencies. The Group currently does not have a foreign currency hedging policy. However, the management monitors foreign exchange exposure and will consider hedging significant foreign currency exposure should the need arise.

The carrying amounts of the Group's major foreign currency denominated monetary assets and monetary liabilities at the reporting date are as follows:

| | Assets 2015 <i>HK\$'000</i> | Liabilities 2015 <i>HK\$'000</i> | Assets 2014 <i>HK\$'000</i> | Liabilities 2014 <i>HK\$'000</i> |
|-------------------------|-----------------------------------|--|-----------------------------------|--|
| Renminbi ("RMB") | 43,921 | – | 12,283 | – |
| Canadian dollar ("CAD") | 146 | 27 | 136 | 52 |
| Euro ("EUR") | 9,348 | – | – | – |

Sensitivity analysis

The following table shows the sensitivity analysis of a 5% increase/decrease in RMB, CAD and EUR against the Hong Kong dollars, the effect in the profit for the year is as follows:

Increase/decrease in the profit for the year:

| | 2015 <i>HK\$'000</i> | 2014 <i>HK\$'000</i> |
|-------------------------|-------------------------|-------------------------|
| Renminbi ("RMB") | 2,196 | 614 |
| Canadian dollar ("CAD") | 6 | 4 |
| Euro ("EUR") | 467 | – |

NOTES TO THE CONSOLIDATED FINANCIAL STATEMENTS

For the year ended 31 March 2015

38. FINANCIAL RISK MANAGEMENT OBJECTIVES AND POLICIES (Continued)

Liquidity risk management

Ultimate responsibility for liquidity risk management rests with the board of directors, which has built an appropriate liquidity risk management framework for the Group's funding and liquidity management requirements. The Group manages liquidity risk by maintaining adequate reserves, banking facilities and reserve borrowing facilities, by continuously monitoring forecast and actual cash flows, carrying out fund raising activities and matching the maturity profiles of financial assets and liabilities. The maturity profile of the Group's financial liabilities at the end of the reporting period based on contractual undiscounted payments is summarised below:

| | 2015 | | | | Total <i>HK\$'000</i> |
|------------------------------|------------------------------|----------------------------------|------------------------------|---------------------------------|--------------------------|
| | On demand <i>HK\$'000</i> | Within 1 year <i>HK\$'000</i> | 2-5 years <i>HK\$'000</i> | Over 5 years <i>HK\$'000</i> | |
| Trade and other payables | 16,943 | – | – | – | 16,943 |
| Rental deposits from tenants | 29,387 | – | – | – | 29,387 |
| Secured bank loans | – | 60,000 | 81,000 | – | 141,000 |
| | 46,330 | 60,000 | 81,000 | – | 187,330 |

| | 2014 | | | | Total <i>HK\$'000</i> |
|------------------------------|------------------------------|----------------------------------|------------------------------|---------------------------------|--------------------------|
| | On demand <i>HK\$'000</i> | Within 1 year <i>HK\$'000</i> | 2-5 years <i>HK\$'000</i> | Over 5 years <i>HK\$'000</i> | |
| Trade and other payables | 6,550 | – | – | – | 6,550 |
| Rental deposits from tenants | 25,617 | – | – | – | 25,617 |
| Secured bank loans | – | 25,281 | 109,450 | 6,670 | 141,401 |
| | 32,167 | 25,281 | 109,450 | 6,670 | 173,568 |

NOTES TO THE CONSOLIDATED FINANCIAL STATEMENTS

For the year ended 31 March 2015

38. FINANCIAL RISK MANAGEMENT OBJECTIVES AND POLICIES (Continued)

Credit risk management

The Group's maximum exposure to credit risk in the event of the counterparties failure to perform their obligations as at 31 March 2015 in relation to each class of recognised financial assets is the carrying amount of those assets as stated in the consolidated statement of financial position. In order to minimise the credit risk, the management of the Group has delegated a team responsible for determination of credit limits, credit approvals and other monitoring procedures to ensure that follow-up action is taken to recover overdue debts. In addition, the Group reviews regularly the recoverable amount of each individual trade debt to ensure that adequate impairment losses are made for irrecoverable amounts. In this regard, the management considers that the Group's credit risk is significantly reduced.

Interest rate risk management

The Group's income and operating cash flows are substantially independent of changes in market interest rates. The Group has no significant variable interest-bearing assets. The Group's exposure to changes in interest rates is mainly attributable to its borrowings. Borrowings at variable rates expose the Group to cash flow interest-rate risk. The Group's cash flow interest rate risk is mainly concentrated on the fluctuation of HIBOR arising from the Group's Hong Kong dollar denominated borrowings.

The Group analyses its interest rate exposure on a dynamic basis. Various scenarios are simulated taking into consideration of refinancing, renewal of existing position, alternative financing and hedging. Based on these scenarios, the Group calculates the impact on profit and loss of a defined interest rate shift. For each simulation, the same interest rate shift is used for all currencies. The scenarios are run only for liabilities that represent the major interest-bearing positions.

The Group currently does not use any interest rate swaps to hedge its exposure to interest rate risk. However, the Group will consider hedging significant interest rate exposure should the need arise.

Sensitivity analysis

The sensitivity analysis below, which include interest rate exposure on variable interest-bearing liabilities and deposits, have been determined based on the exposure to interest rates for non-derivative instrument at the end of the reporting period. A 100 basis point increase or decrease is used which represents management's assessment of the possible change in interest rates.

If interest rates have been 100 basis points higher/lower and all other variables were held constant, the Group's profit for the year ended 31 March 2015 would increase/decrease by approximately HK\$949,000 (2014: HK\$1,015,000).

NOTES TO THE CONSOLIDATED FINANCIAL STATEMENTS

For the year ended 31 March 2015

38. FINANCIAL RISK MANAGEMENT OBJECTIVES AND POLICIES (Continued)

Market price risk management

The Group is exposed to market price risk through its investments in debt and equity securities. The management manages this exposure by maintaining a portfolio of investments with different risks and returns. The Group's market price risk is primarily arising from overseas listed debt securities and locally listed equity securities. In this regards, the management considers the Group's exposure to market price risk is reduced.

At 31 March 2015, all loans and receivables and available-for-sale investments held by the Group were stated at costs, therefore, future market price risk would not materially affect the Group.

Fair values

As at 31 March 2015, the carrying amount of cash and cash equivalents, prepayments, deposits and other receivables, accrued liabilities and other payables approximated their fair values due to the short-term maturities of these assets and liabilities. The Group considers that financial assets held for trading are included in the consolidated statement of financial position at amounts approximate to their fair values. The following table gives information about how the fair values of these financial assets are determined:

| | Fair value as at | | Fair value hierarchy | Valuation technique and key input |
|-----------------------------------|---------------------------------|--------------------------|----------------------|-------------------------------------|
| | 31 March 2015 | 31 March 2014 | | |
| Financial assets held for trading | | | | |
| – Debt securities | Listed debt securities | Listed debt securities | Level 1 | Quoted bid prices in active markets |
| | HK\$249,500,000 | HK\$104,759,000 | | |
| – Equity securities | Listed equity securities | Listed equity securities | Level 1 | Quoted bid prices in active markets |
| | HK\$34,059,000 | HK\$8,339,000 | | |

There were no transfers between Levels 1, 2 and 3 in both years.

NOTES TO THE CONSOLIDATED FINANCIAL STATEMENTS

For the year ended 31 March 2015

38. FINANCIAL RISK MANAGEMENT OBJECTIVES AND POLICIES (Continued)

Capital risk management

The management's objectives when managing capital are to safeguard the Group's ability to continue as a going concern in order to provide returns for equity holders and benefits for other stakeholders and to maintain an optimal capital structure to reduce the cost of capital. In order to maintain or adjust the capital structure, the Group may adjust the amount of dividends paid to equity holders, return capital to equity holders, issue new shares or sell assets to reduce debt.

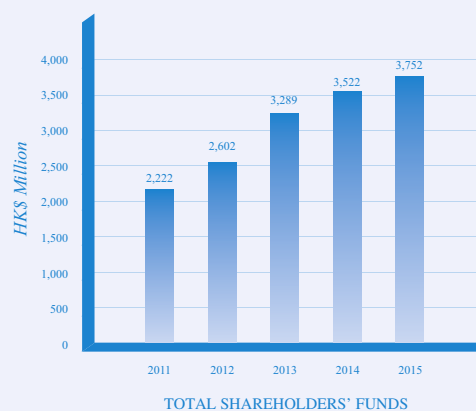
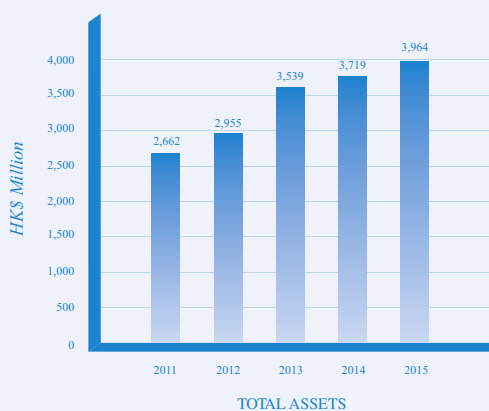
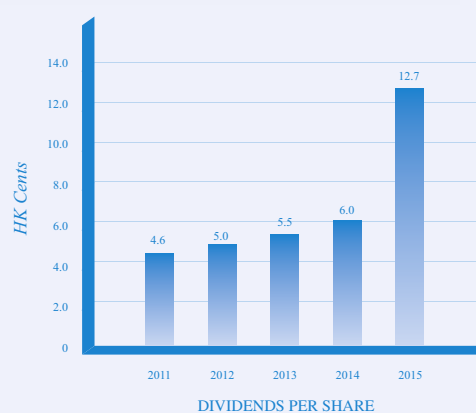
As at 31 March 2015, the Group's strategy remained unchanged as compared to 31 March 2014. Management of the Group monitors capital on the basis of the gearing ratio. This ratio is calculated as total borrowing divided by total equity.

Gearing ratio of the Group at the year end date is as follows:

| | 2015 <i>HK\$'000</i> | 2014 <i>HK\$'000</i> |
|-----------------------------------|-------------------------|-------------------------|
| Bank loans | 141,000 | 141,401 |
| Total equity | 3,751,934 | 3,522,122 |
| Total debts to total equity ratio | 0.04 | 0.04 |

FIVE-YEAR FINANCIAL SUMMARY

| | 2011 <i>HK\$ '000</i> | 2012 <i>HK\$ '000</i> | 2013 <i>HK\$ '000</i> | 2014 <i>HK\$ '000</i> | 2015 <i>HK\$ '000</i> |
|---------------------------|--------------------------|--------------------------|--------------------------|--------------------------|--------------------------|
| Turnover | 68,200 | 71,645 | 79,277 | 88,969 | 99,480 |
| Profit for the year | 411,956 | 394,744 | 702,471 | 250,846 | 266,743 |
| Earnings per share | HK\$1.34 | HK\$1.28 | HK\$2.28 | HK\$0.82 | HK\$0.87 |
| Dividends per share | HK4.6 cents | HK5.0 cents | HK5.5 cents | HK6.0 cents | HK12.7 cents |
| Total assets | 2,662,145 | 2,955,492 | 3,539,405 | 3,718,552 | 3,963,527 |
| Total liabilities | 440,368 | 353,141 | 250,587 | 196,430 | 211,593 |
| Total shareholders' funds | 2,221,777 | 2,602,351 | 3,288,818 | 3,522,122 | 3,751,934 |



PARTICULARS OF PROPERTIES HELD BY THE GROUP

Details of properties held by the Group at 31 March 2015 are as follows:

I. LEASEHOLD LAND AND BUILDINGS

| Location | Use | Category of lease | Group's interest |
|--|---------------------|-------------------|------------------|
| Hong Kong | | | |
| 1. The whole of 26th, 27th and 28th floors, Tower I, Tern Centre, 237 Queens Road Central, Hong Kong | Office | Long-term | 100% |
| 2. Flat No. 59 on 15th floor, Tower 9 and car parking spaces nos. 66 and 67 on Car Park Entrance 4 (Level 3), Hong Kong Parkview, 88 Tai Tam Reservoir Road, Hong Kong | Directors' quarters | Long-term | 100% |

II. INVESTMENT PROPERTIES

| Location | Use | Category of lease | Group's interest |
|--|------------|-------------------|------------------|
| Hong Kong | | | |
| 1. Shops No. G15 and G16 on ground floor and Shop No. 8 on 1st floor, Site D of Park Lane Shopper's Boulevard, Nathan Road, Tsimshatsui, Kowloon | Commercial | Long-term | 100% |
| 2. Shop No. G17 on ground floor and Shop No. 9A on 1st floor, Site D of Park Lane Shopper's Boulevard, Nathan Road, Tsimshatsui, Kowloon | Commercial | Long-term | 100% |
| 3. Shop No. G21 on ground floor and Shop No. 11A on 1st floor, Site D of Park Lane Shopper's Boulevard, Nathan Road, Tsimshatsui, Kowloon | Commercial | Long-term | 100% |
| 4. Duplex Shop F on ground floor and 1st floor, Burlington House, 90-94C Nathan Road, Tsimshatsui, Kowloon | Commercial | Medium-term | 100% |
| 5. Shops No. B and C on ground floor, the whole of upper ground floor and 1st floor, Ka Wing Building, 27 Granville Road, Tsimshatsui, Kowloon | Commercial | Medium-term | 100% |
| 6. Shop No. 18A on ground floor, Star House, 3 Salisbury Road, Tsimshatsui, Kowloon | Commercial | Long-term | 100% |

PARTICULARS OF PROPERTIES HELD BY THE GROUP

II. INVESTMENT PROPERTIES (Continued)

| <u>Location</u> | <u>Use</u> | <u>Category of lease</u> | <u>Group's interest</u> |
|--|-------------|--------------------------|-------------------------|
| Hong Kong | | | |
| 7. Shop No. 5 on ground floor, Lee Fat Building, 30-36 Jardine's Crescent, Causeway Bay, Hong Kong | Commercial | Long-term | 100% |
| 8. The whole of Southgate Commercial Centre, 29 Granville Road, Tsimshatsui, Kowloon | Commercial | Medium-term | 100% |
| 9. The whole of The Wave, 184 Nathan Road, Tsimshatsui, Kowloon | Commercial | Medium-term | 100% |
| 10. The whole of ground floor and 1st, 2nd, 3rd and 5th floors, The Bodynits Building, 3 Cameron Road, Tsimshatsui, Kowloon | Commercial | Medium-term | 100% |
| 11. The whole of lower ground floor, ground floor and 1st floor, Tower I, Tern Centre, 237 Queen's Road Central, Hong Kong | Commercial | Long-term | 100% |
| 12. The whole of Tower II, Tern Centre, 251 Queen's Road Central, Hong Kong | Commercial | Long-term | 100% |
| 13. The whole of 6th, 12th and 20th floors, The Bodynits Building, 3 Cameron Road, Tsimshatsui, Kowloon | Commercial | Medium-term | 100% |
| 14. The whole of 11th, 16th and 18th floors, Unit 2 and Unit 3 of 13th floor, Tern Plaza, 5 Cameron Road, Tsimshatsui, Kowloon | Commercial | Medium-term | 100% |
| 15. Carpark No. 31 on the podium of Level 2, 37 Repulse Bay Road, Hong Kong | Carpark | Long-term | 100% |
| 16. Shops no. 1, 2 and 6 on ground floor and the whole of 1st, 2nd, 3rd, 4th, 5th, 6th, 8th and 9th floors, Tern Plaza, 5 Cameron Road, Tsimshatsui, Kowloon | Commercial | Medium-term | 50% |
| 17. The whole of 9th floor, The Bodynits Building, 3 Cameron Road, Tsimshatsui, Kowloon | Commercial | Medium-term | 50% |
| <u>Location</u> | <u>Use</u> | <u>Category of lease</u> | <u>Group's interest</u> |
| Canada | | | |
| 1. Suite No. 2406 with one carpark, Pointe Claire, 1238 Melville Street, Vancouver, British Columbia | Residential | Freehold | 100% |